

### FACT SHEET AS OF 12/31/2023

The BondBloxx USD High Yield Bond Consumer Non-Cyclicals Sector ETF seeks to track the investment results of an index composed of the US dollar-denominated, high yield corporate bonds in the consumer non-cyclicals sector.

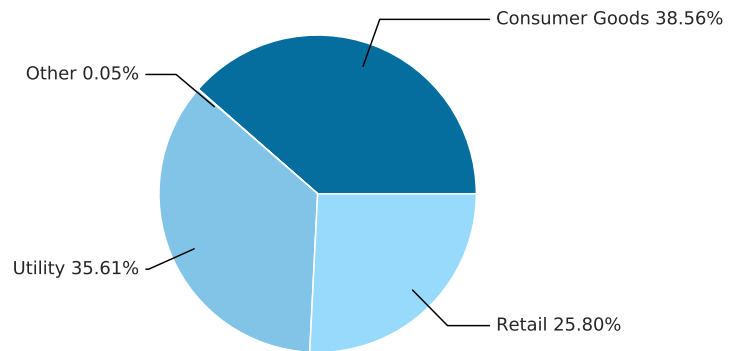
#### KEY FACTS

<b>Fund Launch Date</b>	<b>02/15/2022</b>
<b>Expense Ratio</b>	<b>0.35%</b>
<b>Benchmark</b>	<b>ICE Diversified US Cash Pay High Yield Consumer Non-Cyclical Index</b>
<b>Number of Securities</b>	<b>183</b>
<b>Net Assets</b>	<b>\$11,304,018</b>
<b>Shares Outstanding</b>	<b>300,000</b>
<b>Ticker</b>	<b>XHYD</b>
<b>CUSIP</b>	<b>09789C200</b>
<b>Exchange</b>	<b>NYSE Arca</b>

### FUND CHARACTERISTICS

Weighted Average Maturity	5.65 yrs
Standard Deviation (3y)	
Option Adjusted Duration	
Spread Duration	3.71
Option Adjusted Spread	239.94
30-Day SEC Yield	6.65%
Yield to Worst	6.69%
Number of Issuers	86

### SUB-SECTOR BREAKDOWN



### TOP 10 HOLDINGS\* (%)

1011778 BC / NEW R 4% 10/15/30	2.23%
NEWELL BRANDS IN 4.7% 04/01/26	1.66%
ELECTRICITE DE FRAN V/R /PERP	1.39%
1011778 BC / N 3.875% 01/15/28	1.24%
FIRSTENERGY CORP 4.15% 07/15/27	1.23%
WALGREENS BOOTS 3.45% 06/01/26	1.18%
VISTRA OPERATI 5.625% 02/15/27	1.13%
CALPINE CORP 5.125% 03/15/28	1.12%
VISTRA CORP 5% 07/31/27	1.12%
VISTRA OPERATIO 7.75% 10/15/31	1.12%

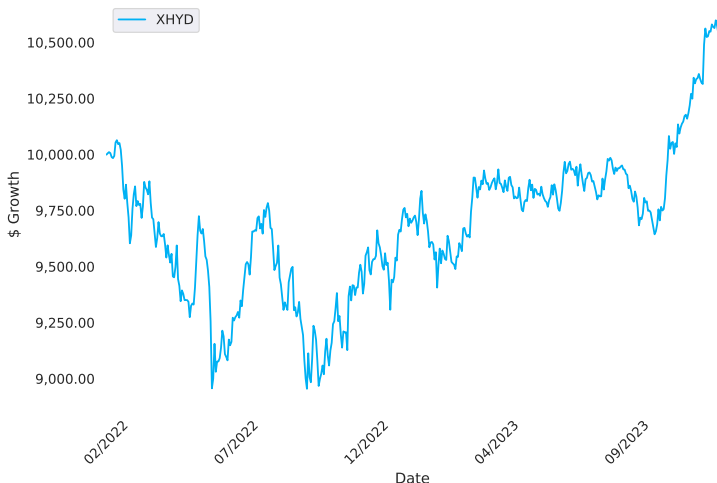
\* Subject to change.

### TOP 10 ISSUERS\* (%)

Albertsons Cos Inc / Safeway Inc / New Albertsons LP / Albertsons LLC...	5.43%
Vistra Operations Co LLC	5.33%
1011778 B.C. Unlimited Liability Company / New Red Finance Inc.	5.11%
Calpine Corporation	4.43%
Post Holdings Inc.	4.09%
FirstEnergy Corp.	3.94%
Newell Brands Inc.	3.75%
YUM Brands Inc	3.73%
Walgreens Boots Alliance Inc.	3.23%
NRG Energy Inc.	3.11%

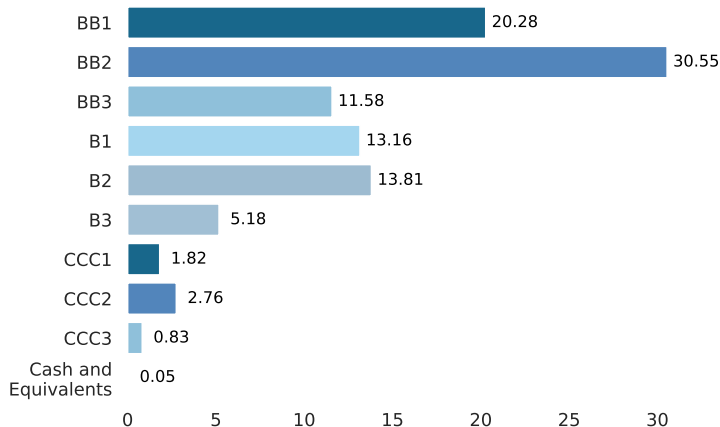
\* Subject to change.

**GROWTH OF \$10,000 USD SINCE INCEPTION**



The Growth of \$10,000 chart reflects a hypothetical \$10,000 investment and assumes reinvestment of dividends and capital gains. Fund expenses, including management fees and other expenses were deducted.

**CREDIT RATING BREAKDOWN (%)**



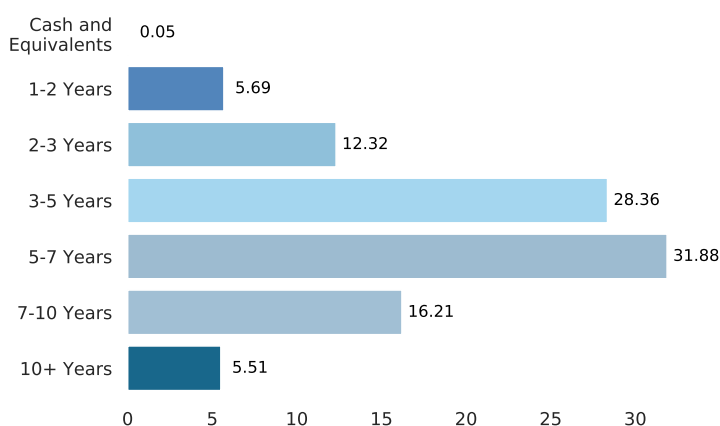
Credit quality ratings on underlying securities of the fund are received from S&P, Moody's and Fitch and converted to the equivalent S&P major rating category. This breakdown is provided by BondBloxx and takes the medium rating of the three agencies when all three agencies rate a security, the lower of the two ratings if only two agencies rate a security, and one rating if that is all that is provided. Ratings are expressed as letters ranging from 'AAA', which is the highest grade, to 'D', which is the lowest grade. Unrated securities do not necessarily indicate low quality. Below investment-grade is represented by a rating of BB and below. Ratings and portfolio credit quality may change over time.

**PERFORMANCE**

	1 Year	3 Year	5 Year	10 Year	Since Inception (Annualized)
NAV	12.24%				2.93%
Benchmark	12.74%				3.36%
Market Price	11.60%				2.78%

The performance quoted represents past performance and does not guarantee future results. The investment return and principal will fluctuate. Investor's shares, when sold or redeemed, may be worth more or less than the original cost. Current performance may be lower or higher than the performance quoted. Performance data current to the most recent month end may be obtained by calling 800-896-5089.

**MATURITY BREAKDOWN (%)**



This chart represents the amount by percentage (%) maturity breakdown of bonds in the fund.

## GLOSSARY

### Spread Duration:

A measure of the potential responsiveness of a bond or portfolio price to changes in credit spread.

### Weighted Average Yield to Maturity:

The discount rate that equates the present value of a bond's cash flows with its market price (including accrued interest). The Fund Average Yield to Maturity is the weighted average of the fund's individual bond holding yields based on Net Asset Value ("NAV"). The measure does not include fees and expenses. For callable bonds, this yield is the yield-to-worst.

### Weighted Average Coupon:

The average coupon rate of the underlying bonds in the fund, weighted by each bond's face value.

### Option Adjusted Spread:

For a bond, the option-adjusted spread is the measurement of the spread between the bond and the underlying government yield curve. For an Index, the average of its constituent security government option-adjusted spreads, weighted by full market value.

### Option Adjusted Duration:

A measure of the potential responsiveness of a bond or portfolio price to parallel shifts in interest rates.

### Benchmark:

Indexes or averages that track a particular market or market segment.

### Standard Deviation:

Standard deviation measures the dispersion of a dataset relative to its mean (average), and is often used as a measure of relative risk of an asset. A high standard deviation indicates a more volatile security.

### 30-Day SEC Yield:

The 30-Day SEC Yield represents net investment income earned by the Fund over the 30-Day period, expressed as an annual percentage rate based on the Fund's share price at the end of the 30-Day period.

### Yield to Worst:

A measure of the lowest possible yield that can be received on a bond that fully operates within the terms of its contract without defaulting.

## Disclosures

**Carefully consider the Fund's investment objectives, risk factors, and charges and expenses before investing. This and other information can be found in the Fund's prospectus, and if available, summary prospectus, which may be obtained by calling 800.896.5089 or by visiting [bondbloxxetf.com](http://bondbloxxetf.com). Read the prospectus carefully before investing.**

The Fund is a newly organized entity and has no operating history. Securities that are rated below investment-grade (sometimes referred to as "junk bonds") be deemed speculative, may involve greater levels of risk than higher-rated securities of similar maturity and may be more likely to default. The Fund's income may decline if interest rates fall. Debt issuers and other counterparties may be unable or unwilling to make timely interest and/or principal payments when due or otherwise honor their obligations.

The consumer non-cyclicals sector consists principally of consumer staples companies that operate in numerous sub-sectors, including the consumer goods, discount stores, food & drug retail, restaurants, and utilities sub-sectors. Investments in the consumer non-cyclicals sector involve risks associated with companies that manufacture products and provide discretionary services directly to the consumer. Performance of companies in the consumer non-cyclicals sector may be adversely impacted by fluctuations in supply and demand, changes in the global economy, consumer spending, competition, demographics and consumer preferences, and production spending.

Privately issued securities are generally not traded on established markets. As a result of the absence of a public trading market, privately issued securities may be deemed to be illiquid investments, may be more difficult to value than publicly traded securities and may be subject to wide fluctuations in value. The Fund is classified as a "non-diversified" fund under the 1940 Act. The Fund may be susceptible to an increased risk of loss to the extent that the Fund's investments are concentrated in the securities and/or other assets of a particular issuer or issuers, sector, sub-sector, market segment, market, industry, group of industries, country, group of countries, region or asset class.

ETF shares are bought and sold at market price (not NAV) and are not individually redeemed from the Fund. NAV Returns are calculated using the daily 4:00pm net asset value (NAV). Market price returns reflect the midpoint of the bid/ask spread as of the close of trading on the exchange where Fund shares are listed. Market price returns do not represent the returns you would receive if you traded shares at other times.

Distributed by Foreside Fund Services, LLC.