

February 28, 2024 Prospectus

BondBloxxSM ETF Trust

- BondBloxx USD High Yield Bond Industrial Sector ETF | XHYI | NYSE Arca
- BondBloxx USD High Yield Bond Telecom, Media & Technology Sector ETF | XHYT | NYSE Arca
- BondBloxx USD High Yield Bond Healthcare Sector ETF | XHYH | NYSE Arca
- BondBloxx USD High Yield Bond Financial & REIT Sector ETF | XHYF | NYSE Arca
- BondBloxx USD High Yield Bond Energy Sector ETF | XHYE | NYSE Arca
- BondBloxx USD High Yield Bond Consumer Cyclical Sector ETF | XHYC | NYSE Arca
- BondBloxx USD High Yield Bond Consumer Non-Cyclical Sector ETF | XHYD | NYSE Arca
- BondBloxx USD High Yield Bond Sector Rotation ETF | HYSR | NYSE Arca

The SEC has not approved or disapproved these securities or passed upon the adequacy of this prospectus. Any representation to the contrary is a criminal offense.

BondBloxxSM is a service mark of BondBloxx Investment Management Corporation.

Table of Contents

Fund Overviews	
BondBloxx USD High Yield Bond Industrial Sector ETF	1
BondBloxx USD High Yield Bond Telecom, Media & Technology Sector ETF	10
BondBloxx USD High Yield Bond Healthcare Sector ETF	20
BondBloxx USD High Yield Bond Financial & REIT Sector ETF	29
BondBloxx USD High Yield Bond Energy Sector ETF	38
BondBloxx USD High Yield Bond Consumer Cyclical Sector ETF	48
BondBloxx USD High Yield Bond Consumer Non-Cyclical Sector ETF	57
BondBloxx USD High Yield Bond Sector Rotation ETF	66
More Information About the Funds	76
A Further Discussion of Principal Risks	78
A Further Discussion of Other Risks	94
Portfolio Holdings Information	98
Management	98
Shareholder Information	101
Distribution	107
Financial Highlights	107
Index Provider	113
Disclaimers	113

ICE® is a registered trademark of ICE Data Indices, LLC (“IDI”) or its affiliates and is used with permission under license. BofA® is a registered trademark of Bank of America Corporation licensed by Bank of America Corporation and its affiliates (“BofA”), and may not be used without BofA’s prior written approval. These trademarks, together with the “ICE BofA US High Yield Constrained Index” have been licensed from IDI for use for certain purposes by BondBloxx Investment Management Corporation or its affiliates in connection with the Funds.

BONDBLOXX USD HIGH YIELD BOND INDUSTRIAL SECTOR ETF

Investment Objective

The BondBloxx USD High Yield Bond Industrial Sector ETF (the “Fund”) seeks to track the investment results of an index composed of U.S. dollar-denominated, high yield corporate bonds in the industrial sector.

Fees and Expenses

The following table describes the fees and expenses that you will incur if you buy, hold and sell shares of the Fund.

You may pay other fees, such as brokerage commissions and other fees to financial intermediaries, which are not reflected in the tables and examples below.

Annual Fund Operating Expenses (ongoing expenses that you pay each year as a percentage of the value of your investments)

Management Fees¹	0.35%
Distribution and Service (12b-1)	None
Other Expenses	0.00%
Total Annual Fund Operating Expenses	0.35%

¹ The investment advisory agreement between BondBloxx ETF Trust (the “Trust”) and BondBloxx Investment Management Corporation (“BIM”) (the “Investment Advisory Agreement”) provides that BIM will pay all operating expenses of the Fund, except the management fees, interest expenses, taxes, expenses incurred with respect to the acquisition and disposition of portfolio securities and the execution of portfolio transactions, including brokerage commissions, distribution fees or expenses, litigation expenses and any extraordinary expenses.

Example. This Example is intended to help you compare the cost of owning shares of the Fund with the cost of investing in other funds. The Example assumes that you invest \$10,000 in the Fund for the time periods indicated and then sell all of your shares at the end of those periods. The Example also assumes that your investment has a 5% return each year and that the Fund’s operating expenses remain the same. Although your actual costs may be higher or lower, based on these assumptions, your costs would be:

1 Year	3 Years	5 Years	10 Years
\$37	\$121	\$223	\$567

Portfolio Turnover. The Fund may pay transaction costs, such as commissions, when it buys and sells securities (or “turns over” its portfolio). A higher portfolio turnover rate may indicate higher transaction costs and may result in higher taxes when Fund shares are held in a taxable account. These costs, which are not reflected in the Annual Fund Operating Expenses or in the Example, affect the Fund’s performance. For the period from November 1, 2022 to October 31, 2023, the Fund’s portfolio turnover rate was 21% of the average value of its portfolio.

Principal Investment Strategies

The Fund is non-diversified and seeks to track the investment results of the ICE Diversified US Cash Pay High Yield Core Industrial Index (the “Index”), which is a rules-based index consisting of U.S. dollar-denominated below investment grade bonds (as determined by ICE Data Indices, LLC or its affiliates (collectively “Index Provider” or “IDI”)) that contains issuers from the industrial sector, including the basic materials, capital goods, transportation and services sub-sectors. Below investment grade bonds are commonly referred to as “junk bonds.” The Index is a modified market value-weighted index with a cap on each issuer of 25% of the market capitalization of the Index. This means that Index constituents are capitalization weighted, based on their current amount outstanding, and then adjusted in accordance with the index methodology detailed below. There is no limit to the number of issues in the Index, but as of December 31, 2023, the Index included approximately 464 constituents. The bonds included in the Index are publicly issued in the United States domestic market. Because the Index is reconstituted and rebalanced monthly, the components of the Index are likely to change over time.

The Index is composed of a subset of bonds in the ICE BofA US Cash Pay High Yield Constrained Index (the “Underlying Index”). The Index components are classified into “large cap” and “small cap” categories. Their weightings are then adjusted based on a capitalization-weighting adjustment formula. See “More Information About the Funds—Index Construction” for more information about the adjustment formula.

As of December 31, 2023, the bonds eligible for inclusion in the Index include U.S. dollar-denominated high yield corporate bonds, currently in a coupon paying period, that are publicly issued in the U.S. domestic market, and that: (i) are issued by companies having “risk exposure” to countries (*i.e.*, issuers that are subject to the risks of one or more of these countries as a result of the principal country of domicile of the issuers (as determined by the Index Provider)) that are members of the FX-G10, which include Australia, Austria, Belgium, Canada, Cyprus, Estonia, Finland, France, Germany, Greece, Ireland, Italy, Japan, Latvia, Lithuania, Luxembourg, Malta, the Netherlands, New Zealand, Norway, Portugal, Slovakia, Slovenia, Spain, Sweden, Switzerland, the U.K. and the U.S. and their respective territories; (ii) have an average rating of below investment grade (ratings from Fitch Ratings, Inc. (“Fitch”), Moody’s Investors Service, Inc. (“Moody’s”) or S&P Global Ratings are considered; if more than one agency provides a rating, the average rating is attached to the bond); (iii) are registered with the SEC, exempt from registration at issuance, or offered pursuant to Rule 144A under the Securities Act of 1933, as amended (the “1933 Act”), with or without registration rights; (iv) have at least \$250 million of outstanding face value; (v) have an original maturity date of at least 18 months at the time of issuance; (vi) have at least one year to maturity as of the rebalancing date; and (vii) are issued by companies that each derive at least 50% of their revenues or profits from the ownership, operation, development, construction, management, financing, leasing or sale of industrial assets. There is no upper limit on the maturity of bonds eligible for inclusion in the Index. For more information regarding the Underlying Index, see “More Information About the Funds—Underlying Index” below.

BIM uses a “passive” or indexing approach to try to achieve the Fund’s investment objective. Unlike many investment companies, the Fund does not try to “outperform” the index it tracks and does not seek temporary defensive positions when markets decline or appear overvalued.

Indexing will eliminate the chance that the Fund will substantially outperform the Index but also may reduce some of the risks of active management, such as poor security selection. Indexing seeks to achieve lower costs and better after-tax performance by aiming to keep portfolio turnover low in comparison to actively managed investment companies.

BIM uses a representative sampling indexing strategy to manage the Fund. “Representative sampling” is an indexing strategy that involves investing in a representative sample of securities that collectively has an investment profile similar to that of an applicable target index that BIM determines to collectively have an investment profile similar to that of the Index. The securities selected are expected to have, in the aggregate, investment characteristics (based on factors such as market value and sector weightings), fundamental characteristics (such as return variability, duration, maturity, credit ratings and yield) and liquidity measures similar to those of an applicable underlying index. The Fund may or may not hold all of the securities in the Index. There may be instances in which BIM may choose to underweight or overweight a security in the Index, purchase securities not in the Index that BIM believes are appropriate to substitute for certain securities in the Index in seeking to replicate as closely as possible, before fees and expenses, the performance of the Index. The Fund may sell securities that are represented in the Index in anticipation of their removal from the Index or purchase securities not represented in the Index in anticipation of their addition to the Index.

Under normal circumstances, the Fund will invest at least 80% of its net assets (plus the amount of any borrowings for investment purposes) in high-yield, below-investment grade bonds denominated in U.S. dollars of issuers in the industrial sector, either directly or indirectly (e.g., through derivatives). The Fund may also invest up to 20% of its net assets in certain futures, options and swap contracts, U.S. Treasury obligations, U.S. Government obligations, U.S. agency securities, securities of other registered investment companies, cash and cash equivalents, as well as in securities not included in its Index, but which BIM believes will help the Fund track its Index.

An issuer is considered to be in the industrial sector if it derives at least 50% of its revenues or profits from the ownership, operation, development, construction, management, financing, leasing or sale of industrial assets.

The Fund seeks to track the investment results of the Index before fees and expenses of the Fund.

The Index is sponsored by the Index Provider, which is independent of the Fund and BIM. The Index Provider determines the composition and relative weightings of the bonds in the Index and publishes information regarding the market value of the Index.

Industry Concentration Policy. The Fund will concentrate its investments (*i.e.*, hold 25% or more of its total assets) in a particular industry or group of industries to approximately the same extent that the Index is concentrated. For purposes of this limitation, securities of the U.S. government (including its agencies and instrumentalities), repurchase agreements collateralized by U.S. government securities, and tax-exempt securities of state or municipal governments and their political subdivisions are not considered to be issued by members of any industry. As of December 31, 2023, the Index currently holds 25% or more of its assets in the basic industry, capital goods, and services sub-sectors.

Summary of Principal Risks

As with any investment, you could lose all or a substantial part of your investment in the Fund, and the Fund's performance could trail that of other investments. The Fund is subject to certain risks, including the principal risks noted below. Any such risk may adversely affect the Fund's net asset value per share ("NAV"), trading price, yield, total return and ability to meet its investment objective.

High Yield Securities Risk. Securities that are rated below investment-grade (sometimes referred to as "junk bonds," which may include those bonds rated below "BBB-" by S&P Global Ratings and Fitch or below "Baa3" by Moody's), or similar securities that are unrated, may be deemed speculative, may involve greater levels of risk than higher-rated securities of similar maturity and may be more likely to default. High-yield debt securities' total return and yield may generally be expected to fluctuate more than the total return and yield of investment-grade debt securities. A real or perceived economic downturn or an increase in market interest rates could cause a decline in the value of high-yield debt securities, result in increased redemptions and/or result in increased portfolio turnover, which could result in a decline in the NAV of the Fund, reduce liquidity for certain investments and/or increase costs. High-yield debt securities are often thinly traded and can be more difficult to sell and value accurately than investment-grade debt securities because there may be no established secondary market. Investments in high-yield debt securities could increase liquidity risk for the fund. In addition, the market for high-yield debt securities could experience sudden and sharp volatility, which is generally associated more with investments in stocks.

Market Trading Risk. The Fund faces numerous market trading risks, including the potential lack of an active market for Fund shares or the Fund's underlying portfolio securities, losses from trading in secondary markets, periods of high volatility and disruptions in the creation/redemption process. ANY OF THESE FACTORS, AMONG OTHERS, MAY LEAD TO THE FUND'S SHARES TRADING AT A PREMIUM OR DISCOUNT TO NAV. Accordingly, if a shareholder purchases Fund shares at a time when the market price is at a premium to the NAV, or sells shares at a time when the market price is at a discount to the NAV, the shareholder may sustain losses.

Index-Related Risk. There is no guarantee that the Fund's investment results will have a high degree of correlation to those of the Index or that the Fund will achieve its investment objective. Market disruptions and regulatory restrictions could have an adverse effect on the Fund's ability to adjust its exposure to the required levels in order to track the Index. Errors in index data, index computations or the construction of the Index in accordance with its methodology may occur from time to time and may not be identified and corrected by the Index Provider for a period of time or at all, which may have an adverse impact on the Fund and its shareholders. Unusual market conditions may cause the

Index Provider to postpone a scheduled rebalance, which could cause the Index to vary from its normal or expected composition. In addition, the Index Provider may be subject to business or regulatory changes that impair its ability to continue to operate the Index in its current form.

Tracking Error Risk. The Fund may be subject to tracking error, which is the divergence of the Fund's performance from that of the Index. Tracking error may occur because of differences between the securities and other instruments held in the Fund's portfolio and those included in the Index, pricing differences (including, as applicable, differences between a security's price at the local market close and the Fund's valuation of a security at the time of calculation of the Fund's NAV or differences between the securities prices used to value the Index and those used by the Fund), transaction costs incurred by the Fund, securities lending earnings, the Fund's holding of uninvested cash, differences in timing of the accrual of or the valuation of distributions, the requirements to maintain qualification for treatment as a regulated investment company ("RIC") for U.S. federal income tax purposes, portfolio transactions carried out to minimize the distribution of capital gains to shareholders, acceptance of custom baskets, changes to the Index or the costs to the Fund of complying with various new or existing regulatory requirements, among other reasons. This risk may be heightened during times of increased market volatility or other unusual market conditions. Tracking error also may result because the Fund incurs fees and expenses, while the Index does not. **INDEX-BASED EXCHANGE TRADED FUNDS ("ETFs") THAT TRACK INDICES WITH SIGNIFICANT WEIGHT IN HIGH YIELD SECURITIES MAY EXPERIENCE HIGHER TRACKING ERROR THAN OTHER INDEX ETFs THAT DO NOT TRACK SUCH INDICES.**

Bond Risk. The Fund invests a substantial portion of its assets in U.S. dollar-denominated bonds. A bond is an interest-bearing security typically issued by a corporate or government issuer that has a contractual obligation to pay interest at a stated rate on specific dates and to repay principal (the bond's face value) periodically or on a specified maturity date. Bonds generally are used by corporations and governments to borrow money from investors. An issuer may have the right to redeem or "call" a bond before maturity, in which case the Fund may have to reinvest the proceeds at lower market rates. Similarly, the Fund may have to reinvest interest income or payments received when bonds mature, sometimes at lower market rates. Most bonds bear interest income at a "coupon" rate that is fixed for the life of the bond. The value of a fixed-rate bond usually rises when market interest rates fall, and falls when market interest rates rise. Bonds may be unsecured (backed only by the issuer's general creditworthiness) or secured (backed by specified collateral).

Corporate Bond Risk. The Fund will invest in corporate bonds, which are debt instruments issued by corporations to raise capital. The investment return of corporate bonds reflects interest earned on the security and changes in the market value of the security. The market value of a corporate bond may be affected by changes in the market rate of interest, the credit rating of the corporation, the corporation's performance and perceptions of the corporation in the marketplace. There is a risk that the issuers of the securities may not be able to meet their obligations on interest or principal payments at the time called for by an instrument.

Credit Risk. Debt issuers and other counterparties may be unable or unwilling to make timely interest and/or principal payments when due or otherwise honor their obligations. Changes in an issuer's credit rating or the market's perception of an issuer's creditworthiness may also adversely affect the value of the Fund's investment in that issuer. The degree of credit risk depends on an issuer's or counterparty's financial condition and on the terms of an obligation. The Fund invests in fixed income securities of high yield issuers that may exhibit higher levels of credit risk than other types of fixed income instruments.

Asset Class Risk. Securities and other assets in the Index or in the Fund's portfolio may underperform in comparison to the general financial markets, a particular financial market or other asset classes.

Limited History of Operations Risk. The Fund has a limited history of operations for investors to evaluate. The Fund may not attract sufficient assets to achieve or maximize investment and operational efficiencies and remain viable. If the Fund fails to achieve sufficient scale, it may be liquidated.

Focused Investment Risk. To the extent the Fund invests more heavily in particular sectors, sub-sectors, industries, groups of industries, asset classes, markets, regions, countries, or groups of countries, its performance will be especially sensitive to developments that significantly affect those sectors, sub-sectors, industries, asset classes, markets, regions, or countries. In addition, the value of the Fund's shares may change at different rates compared to the value of shares of a fund with investments in a more diversified mix of sectors, sub-sectors, industries, asset

classes, markets, regions, or countries. An individual sector, sub-sector, industry, group of industries, asset-class, market, region, country, or group of countries may outperform the broader market during particular periods, but may do so with considerably greater volatility than the broader market. In addition, the several industries that constitute a sector or sub-sector or the several countries or markets that constitute a region or group of countries may all react similarly to economic, political, regulatory or other market events. The Fund's performance could also be affected if the sectors, sub-sectors, industries, asset classes, markets, regions, or countries do not perform as expected. Alternatively, a lack of exposure to one or more other sectors, sub-sectors, industries, asset classes, markets, regions, or countries may adversely affect performance.

Passive Investment Risk. The Fund is not actively managed, and BIM generally does not attempt to take defensive positions under any market conditions, including declining markets or changing interest rate environments.

Interest Rate Risk. During periods of very low or negative interest rates, the Fund may be unable to maintain positive returns or pay dividends to Fund shareholders. Very low or negative interest rates may magnify interest rate risk. Changing interest rates, including rates that fall below zero, may have unpredictable effects on markets, result in heightened market volatility and detract from the Fund's performance to the extent the Fund is exposed to such interest rates. Additionally, under certain market conditions in which interest rates are low and the market prices for portfolio securities have increased, the Fund may have a very low, or even negative yield. A low or negative yield would cause the Fund to lose money in certain conditions and over certain time periods. Risks associated with rising interest rates are heightened under current market conditions given that the U.S. Federal Reserve has raised interest rates from historically low levels and may continue to raise interest rates. In addition, changes in monetary policy may exacerbate the risks associated with changing interest rates. An increase in interest rates will generally cause the value of securities held by the Fund to decline, may lead to heightened volatility in the fixed-income markets and may adversely affect the liquidity of certain fixed-income investments, including those held by the Fund. The historically low interest rate environment in recent years heightens the risks associated with rising interest rates.

Income Risk. The Fund's income may decline if interest rates fall. This decline in income can occur because the Fund may subsequently invest in lower-yielding bonds as bonds in its portfolio mature, are near maturity or are called, bonds in the Index are substituted, or the Fund otherwise needs to purchase additional bonds.

Call Risk. During periods of falling interest rates, an issuer of a callable bond held by the Fund may "call" or repay the security prior to its stated maturity, and the Fund may have to reinvest the proceeds in securities with lower interest rates, which would result in a decline in the Fund's income, or in securities with greater risks or with other less favorable features.

Inflation Risk. Inflation is a sustained rise in overall price levels. Moderate inflation is associated with economic growth, while high inflation can signal an overheated economy. Inflation risk is the risk that the value of assets or income from investments will be less in the future as inflation decreases the value of money (i.e., as inflation increases, the values of the Fund's assets can decline). Inflation poses a "stealth" threat to investors because it reduces savings and investment returns. Central banks, such as the U.S. Federal Reserve, generally attempt to control inflation by regulating the pace of economic activity. They typically attempt to affect economic activity by raising and lowering short-term interest rates. At times, governments may attempt to manage inflation through fiscal policy, such as by raising taxes or reducing spending, thereby reducing economic activity; conversely, governments can attempt to combat deflation with tax cuts and increased spending designed to stimulate economic activity. Inflation rates may change frequently and significantly as a result of various factors, including unexpected shifts in the domestic or global economy and changes in economic policies, and the Fund's investments may not keep pace with inflation, which may result in losses to Fund shareholders. This risk is greater for fixed-income instruments with longer maturities.

Market Risk. The Fund could lose money over short periods due to short-term market movements and over longer periods during more prolonged market downturns. Local, regional or global events such as war, acts of terrorism, the spread of infectious illness or other public health issues, recessions, the advent of significant inflation, or other events could have a significant impact on the Fund and its investments and could result in increased premiums or discounts to the Fund's NAV.

Industrial Sector Risk. The industrial sector consists of numerous sub-sectors, including the basic materials, capital goods, transportation and services sub-sectors. Industrial companies are affected by supply and demand both for their specific product or service and for industrial sector products in general. Government regulation, world events, exchange rates and economic conditions, technological developments and liabilities for environmental damage and general civil liabilities will likewise affect the performance of these companies. Aerospace and defense companies, a component of the industrial sector, can be significantly affected by government spending policies because companies involved in this sector rely, to a significant extent, on U.S. and foreign government demand for their products and services. Transportation securities, a component of the industrial sector, are cyclical and have occasional sharp price movements which may result from changes in the economy, fuel prices, labor agreements and insurance costs.

Basic Materials Sub-Sector Risk. Issuers in the basic materials sub-sector may be adversely affected by commodity price volatility, exchange rate fluctuations, import controls and increased competition. Production of industrial materials often exceeds demand as a result of over-building or economic downturns, leading to poor investment returns. Issuers in the basic materials sub-sector are at risk for environmental damage and product liability claims and may be adversely affected by depletion of resources, interruptions in supplies of certain commodities, delays in technical progress, labor relations and government and environmental regulations.

Capital Goods Sub-Sector Risk. Companies in the capital goods sub-sector include aerospace & defense, building products, construction & engineering, and other manufacturers of capital-intensive products. Companies in the capital goods sub-sector may be affected by fluctuations in the business cycle and by other factors affecting manufacturing demands, including the availability and price of certain commodities. The capital goods sub-sector depends heavily on corporate spending. Companies in the capital goods sub-sector may perform well during times of economic expansion, but as economic conditions worsen, the demand for capital goods may decrease. Many capital goods are sold internationally, and companies in this sub-sector may be affected by market conditions in other countries and regions.

Transportation Sub-Sector Risk. Companies in the transportation sub-sector may be adversely affected by changes in the economy, increases in fuel and operating costs, labor relations, technology developments, exchange rates, insurance costs, industry competition and government regulation. Companies in the transportation sub-sector are also affected by severe weather events, mass casualty accidents or environmental catastrophes, acts of terrorism and other similar events that target or damage transportation infrastructure or vessels, war or risk of war, widespread disruption of technology systems and increasing equipment and operational costs. Such global or regional events and conditions may adversely affect the operations, financial condition and liquidity of companies in the transportation sub-sector and cause insurance premiums to increase dramatically or result in insurance coverage becoming unavailable for certain business lines or assets. Securities of companies in the transportation sub-sector are generally cyclical and occasionally subject to sharp price movements.

Issuer Risk. The performance of the Fund depends on the performance of individual securities to which the Fund has exposure. The Fund may be adversely affected if an issuer of underlying securities held by the Fund is unable or unwilling to repay principal or interest when due. Changes in the financial condition or credit rating of an issuer of those securities may cause the value of the securities to decline.

Geographic Risk. A natural disaster could occur in a geographic region in which the Fund invests, which could adversely affect the economy or the business operations of companies in the specific geographic region, causing an adverse impact on the Fund's investments in, or which are exposed to, the affected region.

Risk of Investing in the United States. Certain changes in the U.S. economy, such as when the U.S. economy weakens or when its financial markets decline, may have an adverse effect on the securities to which the Fund has exposure.

Infectious Illness Risk. A widespread outbreak of an infectious illness, such as the COVID-19 pandemic, may result in travel restrictions, disruption of healthcare services, prolonged quarantines, cancellations, supply chain disruptions, business closures, lower consumer demand, layoffs, ratings downgrades, defaults and other significant economic, social and political impacts. Markets may experience temporary closures, extreme volatility, severe losses, reduced liquidity and increased trading costs. Such events may adversely affect the Fund and its investments and may impact the Fund's ability to purchase or sell securities or cause elevated tracking error and increased premiums or discounts to the Fund's NAV. Despite the development of vaccines, the duration of the COVID-19 pandemic and its effects cannot be predicted with certainty.

Concentration Risk. The Fund may be susceptible to an increased risk of loss, including losses due to adverse events that affect the Fund's investments more than the market as a whole, to the extent that the Fund's investments are concentrated in the securities and/or other assets of a particular issuer or issuers, sector, sub-sector, market segment, market, industry, group of industries, country, group of countries, region or asset class.

Non-Diversification Risk. The Fund is classified as a "non-diversified" fund under the Investment Company Act of 1940, as amended. Accordingly, the Fund may invest a greater portion of its assets in the securities of a single issuer than if it were a "diversified" fund. To the extent that the Fund invests a higher percentage of its assets in the securities of a single issuer, the Fund is subject to a higher degree of risk associated with and developments affecting that issuer than a fund that invests more widely.

Illiquid Investments Risk. The Fund may invest up to an aggregate amount of 15% of its net assets in illiquid investments. An illiquid investment is any investment that the Fund reasonably expects cannot be sold or disposed of in current market conditions in seven calendar days or less without significantly changing the market value of the investment. To the extent the Fund holds illiquid investments, the illiquid investments may reduce the returns of the Fund because the Fund may be unable to transact at advantageous times or prices. During periods of market volatility, liquidity in the market for the Fund's shares may be impacted by the liquidity in the market for the underlying securities or instruments held by the Fund, which could lead to the Fund's shares trading at a premium or discount to the Fund's NAV. The high yield securities in which the Fund invests may experience greater liquidity challenges than other types of securities during periods of market stress.

Privately Issued Securities Risk. The Fund may invest in privately issued securities, including those that are normally purchased pursuant to Rule 144A or Regulation S promulgated under the 1933 Act. Privately issued securities are securities that have not been registered under the 1933 Act and as a result may be subject to legal restrictions on resale. Privately issued securities are generally not traded on established markets. As a result of the absence of a public trading market, privately issued securities may be deemed to be illiquid investments, may be more difficult to value than publicly traded securities and may be subject to wide fluctuations in value. Delay or difficulty in selling such securities may result in a loss to the Fund.

Authorized Participant Concentration Risk. Only an Authorized Participant (as defined in the *Creations and Redemptions* section of this Prospectus) may engage in creation or redemption transactions directly with the Fund, and Authorized Participants are not obligated to engage in creation and/or redemption transactions. The Fund has a limited number of institutions that may act as Authorized Participants on an agency basis (*i.e.*, on behalf of other market participants). To the extent that Authorized Participants exit the business or are unable or unwilling to proceed with creation or redemption orders with respect to the Fund and no other Authorized Participant is willing or able to step forward to create or redeem, Fund shares may be more likely to trade at a premium or discount to NAV and possibly face trading halts or delisting.

Exchange-Traded Fund and Other Investment Company Risk. The Fund may invest in shares of other investment companies and ETFs. Shareholders bear both their proportionate share of the Fund's expenses and similar expenses of the underlying investment company or ETF when the Fund invests in shares of another investment company or ETF. The Fund is subject to the risks associated with the ETF or investment company's investments. The price and movement of an ETF designed to track an index may not track the index and may result in a loss. In addition, ETFs may trade at a price above (premium) or below (discount) their net asset value, especially during periods of significant market volatility or stress, causing investors to pay significantly more or less than the value of the ETF's underlying portfolio. Certain ETFs traded on exchanges may be thinly traded and experience large spreads between the "ask" price quoted by a seller and the "bid" price offered by a buyer.

Management Risk. Because BIM uses a representative sampling indexing strategy, the Fund may not be able to fully replicate the Index and may hold securities not included in the Index. As a result, the Fund is subject to the risk that BIM's investment strategy, the implementation of which is subject to a number of constraints, may not produce the intended results.

Operational Risk. The Fund is exposed to operational risks arising from a number of factors, including, but not limited to, human error, processing and communication errors, errors of the Fund's service providers, Authorized Participants, market makers, counterparties or other third-parties, failed or inadequate processes and computer, technology or systems failures. The Fund and BIM seek to reduce these operational risks through controls and procedures. However, these measures do not address every possible risk and may be inadequate to address significant operational risks.

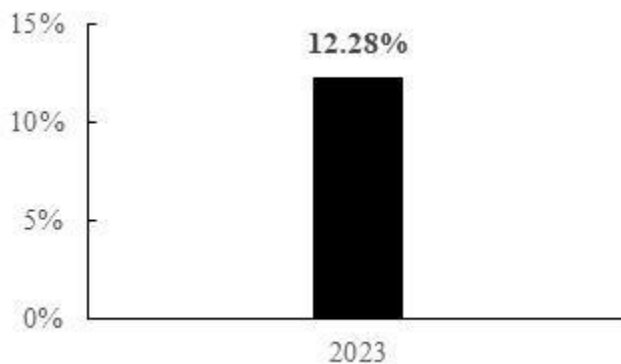
Valuation Risk. The price the Fund could receive upon the sale of a security or other asset may differ from the Fund's valuation of the security or other asset and from the value used by the Index, particularly for securities or other assets that trade in low volume or volatile markets or that are valued using a fair value methodology as a result of trade suspensions or for other reasons. In addition, the value of the securities or other assets in the Fund's portfolio may change on days or during time periods when shareholders will not be able to purchase or sell the Fund's shares. Authorized Participants who purchase or redeem Fund shares on days when the Fund is holding fair-valued securities may receive fewer or more shares, or lower or higher redemption proceeds, than they would have received had the Fund not fair-valued securities or used a different valuation methodology. The Fund's ability to value investments may be impacted by a lack of current market prices, technological issues or errors by pricing services or other third-party service providers.

Cybersecurity Risk. Failures or breaches of the electronic or computer systems of the Fund, BIM, the Fund's distributor, the Index Provider and other service providers, market makers, Authorized Participants or the issuers of securities in which the Fund invests have the ability to cause disruptions, negatively impact the Fund's business operations and/or potentially result in financial losses to the Fund and its shareholders. While the Fund has established business continuity plans and risk management systems seeking to address system breaches or failures, there are inherent limitations in such plans and systems. Furthermore, the Fund cannot control the cybersecurity plans and systems of the Index Provider and other service providers, market makers, Authorized Participants or issuers of securities in which the Fund invests.

Performance Information

The following performance information provides some indication of the risks of investing in the Fund. The bar chart shows the performance of the Fund's shares for each full calendar year since the Fund's inception. The table below shows how the average annual total returns of the Fund's shares for the periods shown compare to those of a broad-based securities market index. The Fund's past performance (before and after taxes) is not necessarily an indication of how the Fund will perform in the future. Updated performance information, including the Fund's current NAV, may be obtained by visiting our website at www.bondbloxxetf.com or by calling (800) 896-5089 (toll free).

Annual Total Returns (%) as of December 31, 2023



The Fund's best and worst calendar quarters
 Best Quarter: 6.57% (December 31, 2023)
 Worst Quarter: -9.20% (June 30, 2022)

AVERAGE ANNUAL TOTAL RETURNS

(for the period ended December 31, 2023)

	<u>1 Year</u>	<u>Since Inception (02/15/2022)</u>
Return Before Taxes	12.28%	3.49%
ICE Diversified US Cash Pay High Yield Core Industrial Index (reflects no deduction for fees, expenses, or taxes)	13.05%	4.09%

Management

Investment Adviser. BondBloxx Investment Management Corporation.

Portfolio Managers. Elya Schwartzman and Daniel Goldman (the “Portfolio Managers”) are primarily responsible for the day-to-day management of the Fund. Mr. Schwartzman has been a fixed income Portfolio Manager of the Fund since the Fund’s inception. Mr. Goldman has been a fixed income Portfolio Manager of the Fund since February 2024.

Purchase and Sale of Fund Shares

The Fund is an ETF. Individual shares of the Fund may only be bought and sold in the secondary market through a broker-dealer at a market price. When you buy or sell shares of the Fund, you may be required to pay a brokerage commission, and you may experience tax consequences, including gains or losses, in connection with these transactions. Because ETF shares trade at market prices rather than at NAV, shares may trade at a price greater than NAV (a premium) or less than NAV (a discount). An investor may incur costs attributable to the difference between the highest price a buyer is willing to pay to purchase shares of the Fund (bid) and the lowest price a seller is willing to accept for shares of the Fund (ask) when buying or selling shares in the secondary market (the “bid-ask spread”). Recent information regarding the Fund’s NAV, market price, premiums and discounts, and bid-ask spreads is available at www.bondbloxxetf.com. Further, the website will disclose the Fund’s median bid-ask spread over the most recent thirty calendar days.

Tax Information

The Fund intends to make distributions that may be taxable to you as ordinary income or capital gains, unless you are investing through a tax-deferred arrangement such as a 401(k) plan or an individual retirement account, in which case, your distributions generally will be taxed when withdrawn.

Payments to Broker-Dealers and Other Financial Intermediaries

If you purchase shares of the Fund through a broker-dealer or other financial intermediary (such as a bank), BIM or other related companies have in the past and could in the future pay the intermediary for marketing activities and presentations, educational training programs, conferences, the development of technology platforms and reporting systems or other services related to the sale or promotion of the Fund. These payments may create a conflict of interest by influencing the broker-dealer or other intermediary and your salesperson to recommend the Fund over another investment. Ask your salesperson or visit your financial intermediary’s website for more information.

BONDBLOXX USD HIGH YIELD BOND TELECOM, MEDIA & TECHNOLOGY SECTOR ETF

Investment Objective

The BondBloxx USD High Yield Bond Telecom, Media & Technology Sector ETF (the “Fund”) seeks to track the investment results of an index composed of U.S. dollar-denominated, high yield corporate bonds in the telecommunications, media and technology sector.

Fees and Expenses

The following table describes the fees and expenses that you will incur if you buy, hold and sell shares of the Fund.

You may pay other fees, such as brokerage commissions and other fees to financial intermediaries, which are not reflected in the tables and examples below.

Annual Fund Operating Expenses (ongoing expenses that you pay each year as a percentage of the value of your investments)

Management Fees¹	0.35%
Distribution and Service (12b-1)	None
Other Expenses	0.00%
Total Annual Fund Operating Expenses	0.35%

¹ The investment advisory agreement between BondBloxx ETF Trust (the “Trust”) and BondBloxx Investment Management Corporation (“BIM”) (the “Investment Advisory Agreement”) provides that BIM will pay all operating expenses of the Fund, except the management fees, interest expenses, taxes, expenses incurred with respect to the acquisition and disposition of portfolio securities and the execution of portfolio transactions, including brokerage commissions, distribution fees or expenses, litigation expenses and any extraordinary expenses.

Example.

This Example is intended to help you compare the cost of owning shares of the Fund with the cost of investing in other funds. The Example assumes that you invest \$10,000 in the Fund for the time periods indicated and then sell all of your shares at the end of those periods. The Example also assumes that your investment has a 5% return each year and that the Fund’s operating expenses remain the same. Although your actual costs may be higher or lower, based on these assumptions, your costs would be:

1 Year	3 Years	5 Years	10 Years
\$37	\$121	\$223	\$567

Portfolio Turnover.

The Fund may pay transaction costs, such as commissions, when it buys and sells securities (or “turns over” its portfolio). A higher portfolio turnover rate may indicate higher transaction costs and may result in higher taxes when Fund shares are held in a taxable account. These costs, which are not reflected in the Annual Fund Operating Expenses or in the Example, affect the Fund’s performance. For the period from November 1, 2022 to October 31, 2023, the Fund’s portfolio turnover rate was 14% of the average value of its portfolio.

Principal Investment Strategies

The Fund is, non-diversified and seeks to track the investment results of the ICE Diversified US Cash Pay High Yield Telecom, Media & Technology Index (the “Index”), which is a rules-based index consisting of U.S. dollar-denominated below investment grade bonds (as determined by ICE Data Indices, LLC or its affiliates (collectively “Index Provider” or “IDI”)) that contains issuers from the telecom, media and technology sector, including the telecommunications, technology & electronics, and media sub-sectors. Below investment grade bonds are commonly referred to as “junk bonds.” The Index is a modified market value-weighted index with a cap on each issuer of 25% of the market capitalization of the Index. This means that Index constituents are capitalization weighted, based on their current amount outstanding, and then adjusted in accordance with the index methodology detailed below. There is no limit to the number of issues in the Index, but as of December 31, 2023, the Index included approximately 308 constituents. The bonds included in the Index are publicly issued in the United States domestic market. Because the Index is reconstituted and rebalanced monthly, the components of the Index are likely to change over time.

The Index is composed of a subset of bonds in the ICE BofA US Cash Pay High Yield Constrained Index (the “Underlying Index”). The Index components are classified into “large cap” and “small cap” categories. Their weightings are then adjusted based on a capitalization-weighting adjustment formula. See “More Information About the Funds—Index Construction” for more information about the adjustment formula.

As of December 31, 2023, the bonds eligible for inclusion in the Index include U.S. dollar-denominated high yield corporate bonds, currently in a coupon paying period, that are publicly issued in the U.S. domestic market, and that: (i) are issued by companies having “risk exposure” to countries (*i.e.*, issuers that are subject to the risks of one or more of these countries as a result of the principal country of domicile of the issuers (as determined by the Index Provider)) that are members of the FX-G10, which include Australia, Austria, Belgium, Canada, Cyprus, Estonia, Finland, France, Germany, Greece, Ireland, Italy, Japan, Latvia, Lithuania, Luxembourg, Malta, the Netherlands, New Zealand, Norway, Portugal, Slovakia, Slovenia, Spain, Sweden, Switzerland, the U.K. and the U.S. and their respective territories; (ii) have an average rating of below investment grade (ratings from Fitch Ratings, Inc. (“Fitch”), Moody’s Investors Service, Inc. (“Moody’s”) or S&P Global Ratings are considered; if more than one agency provides a rating, the average rating is attached to the bond); (iii) are registered with the SEC, exempt from registration at issuance, or offered pursuant to Rule 144A under the Securities Act of 1933, as amended (the “1933 Act”), with or without registration rights; (iv) have at least \$250 million of outstanding face value; (v) have an original maturity date of at least 18 months at the time of issuance; (vi) have at least one year to maturity as of the rebalancing date; and (vii) are issued by companies that each derive at least 50% of their revenues or profits from the ownership, operation, development, construction, management, financing, leasing or sale of telecom, media and technology assets. There is no upper limit on the maturity of bonds eligible for inclusion in the Index. For more information regarding the Underlying Index, see “More Information About the Funds—Underlying Index” below.

BIM uses a “passive” or indexing approach to try to achieve the Fund’s investment objective. Unlike many investment companies, the Fund does not try to “outperform” the index it tracks and does not seek temporary defensive positions when markets decline or appear overvalued.

Indexing will eliminate the chance that the Fund will substantially outperform the Index but also may reduce some of the risks of active management, such as poor security selection. Indexing seeks to achieve lower costs and better after-tax performance by aiming to keep portfolio turnover low in comparison to actively managed investment companies.

BIM uses a representative sampling indexing strategy to manage the Fund. “Representative sampling” is an indexing strategy that involves investing in a representative sample of securities that collectively has an investment profile similar to that of an applicable target index that BIM determines to collectively have an investment profile similar to that of the Index. The securities selected are expected to have, in the aggregate, investment characteristics (based on factors such as market value and sector weightings), fundamental characteristics (such as return variability, duration, maturity, credit ratings and yield) and liquidity measures similar to those of an applicable underlying index. The Fund may or may not hold all of the securities in the Index. There may be instances in which BIM may choose to underweight or overweight a security in the Index, purchase securities not in the Index that BIM believes are appropriate to substitute for certain securities in the Index in seeking to replicate as closely as possible, before fees and expenses, the performance of the Index. The Fund may sell securities that are represented in the Index in anticipation of their removal from the Index or purchase securities not represented in the Index in anticipation of their addition to the Index.

Under normal circumstances, the Fund will invest at least 80% of its net assets (plus the amount of any borrowings for investment purposes) in high-yield, below-investment grade bonds denominated in U.S. dollars of issuers in the telecom, media and technology sector, either directly or indirectly (e.g., through derivatives). Because the Index does not have a minimum percentage in the telecommunications sub-sector, technology & electronics sub-sector, or media sub-sector, the Fund also does not have a sub-sector investment minimum; however, the Fund intends to invest at least 15% of its net assets in each of the telecommunications, media and technology sub-sectors subject to the Fund's investment objective to track the investment results of its index and the Fund's fundamental investment policy. The Fund may also invest up to 20% of its net assets in certain futures, options and swap contracts, U.S. Treasury obligations, U.S. Government obligations, U.S. agency securities, securities of other registered investment companies, cash and cash equivalents, as well as in securities not included in its Index, but which BIM believes will help the Fund track its Index.

An issuer is considered to be in the telecom, media and technology sector if it derives at least 50% of its revenues or profits from the ownership, operation, development, construction, management, financing, leasing or sale of telecom, media and technology assets.

The Fund seeks to track the investment results of the Index before fees and expenses of the Fund.

The Index is sponsored by the Index Provider, which is independent of the Fund and BIM. The Index Provider determines the composition and relative weightings of the bonds in the Index and publishes information regarding the market value of the Index.

Industry Concentration Policy. The Fund will concentrate its investments (*i.e.*, hold 25% or more of its total assets) in a particular industry or group of industries to approximately the same extent that the Index is concentrated. For purposes of this limitation, securities of the U.S. government (including its agencies and instrumentalities), repurchase agreements collateralized by U.S. government securities, and tax-exempt securities of state or municipal governments and their political subdivisions are not considered to be issued by members of any industry. As of December 31, 2023, the Index currently holds 25% or more of its assets in the media and telecommunications sub-sectors.

Summary of Principal Risks

As with any investment, you could lose all or a substantial part of your investment in the Fund, and the Fund's performance could trail that of other investments. The Fund is subject to certain risks, including the principal risks noted below. Any such risk may adversely affect the Fund's net asset value per share ("NAV"), trading price, yield, total return and ability to meet its investment objective.

High Yield Securities Risk. Securities that are rated below investment-grade (sometimes referred to as "junk bonds," which may include those bonds rated below "BBB-" by S&P Global Ratings and Fitch or below "Baa3" by Moody's), or similar securities that are unrated, may be deemed speculative, may involve greater levels of risk than higher-rated securities of similar maturity and may be more likely to default. High-yield debt securities' total return and yield may generally be expected to fluctuate more than the total return and yield of investment-grade debt securities. A real or perceived economic downturn or an increase in market interest rates could cause a decline in the value of high-yield debt securities, result in increased redemptions and/or result in increased portfolio turnover, which could result in a decline in the NAV of the Fund, reduce liquidity for certain investments and/or increase costs. High-yield debt securities are often thinly traded and can be more difficult to sell and value accurately than investment-grade debt securities because there may be no established secondary market. Investments in high-yield debt securities could increase liquidity risk for the fund. In addition, the market for high-yield debt securities could experience sudden and sharp volatility, which is generally associated more with investments in stocks.

Market Trading Risk. The Fund faces numerous market trading risks, including the potential lack of an active market for Fund shares or the Fund's underlying portfolio securities, losses from trading in secondary markets, periods of high volatility and disruptions in the creation/redemption process. ANY OF THESE FACTORS, AMONG OTHERS, MAY LEAD TO THE FUND'S SHARES TRADING AT A PREMIUM OR DISCOUNT TO NAV. Accordingly, if a shareholder purchases Fund shares at a time when the market price is at a premium to the NAV, or sells shares at a time when the market price is at a discount to the NAV, the shareholder may sustain losses.

Index-Related Risk. There is no guarantee that the Fund’s investment results will have a high degree of correlation to those of the Index or that the Fund will achieve its investment objective. Market disruptions and regulatory restrictions could have an adverse effect on the Fund’s ability to adjust its exposure to the required levels in order to track the Index. Errors in index data, index computations or the construction of the Index in accordance with its methodology may occur from time to time and may not be identified and corrected by the Index Provider for a period of time or at all, which may have an adverse impact on the Fund and its shareholders. Unusual market conditions may cause the Index Provider to postpone a scheduled rebalance, which could cause the Index to vary from its normal or expected composition. In addition, the Index Provider may be subject to business or regulatory changes that impair its ability to continue to operate the Index in its current form.

Tracking Error Risk. The Fund may be subject to tracking error, which is the divergence of the Fund’s performance from that of the Index. Tracking error may occur because of differences between the securities and other instruments held in the Fund’s portfolio and those included in the Index, pricing differences (including, as applicable, differences between a security’s price at the local market close and the Fund’s valuation of a security at the time of calculation of the Fund’s NAV or differences between the securities prices used to value the Index and those used by the Fund), transaction costs incurred by the Fund, securities lending earnings, the Fund’s holding of uninvested cash, differences in timing of the accrual of or the valuation of distributions, the requirements to maintain qualification for treatment as a regulated investment company (“RIC”) for U.S. federal income tax purposes, portfolio transactions carried out to minimize the distribution of capital gains to shareholders, acceptance of custom baskets, changes to the Index or the costs to the Fund of complying with various new or existing regulatory requirements, among other reasons. This risk may be heightened during times of increased market volatility or other unusual market conditions. Tracking error also may result because the Fund incurs fees and expenses, while the Index does not. **INDEX-BASED EXCHANGE TRADED FUNDS (“ETFs”) THAT TRACK INDICES WITH SIGNIFICANT WEIGHT IN HIGH YIELD SECURITIES MAY EXPERIENCE HIGHER TRACKING ERROR THAN OTHER INDEX ETFs THAT DO NOT TRACK SUCH INDICES.**

Bond Risk. The Fund invests a substantial portion of its assets in U.S. dollar-denominated bonds. A bond is an interest-bearing security typically issued by a corporate or government issuer that has a contractual obligation to pay interest at a stated rate on specific dates and to repay principal (the bond’s face value) periodically or on a specified maturity date. Bonds generally are used by corporations and governments to borrow money from investors. An issuer may have the right to redeem or “call” a bond before maturity, in which case the Fund may have to reinvest the proceeds at lower market rates. Similarly, the Fund may have to reinvest interest income or payments received when bonds mature, sometimes at lower market rates. Most bonds bear interest income at a “coupon” rate that is fixed for the life of the bond. The value of a fixed-rate bond usually rises when market interest rates fall, and falls when market interest rates rise. Bonds may be unsecured (backed only by the issuer’s general creditworthiness) or secured (backed by specified collateral).

Corporate Bond Risk. The Fund will invest in corporate bonds, which are debt instruments issued by corporations to raise capital. The investment return of corporate bonds reflects interest earned on the security and changes in the market value of the security. The market value of a corporate bond may be affected by changes in the market rate of interest, the credit rating of the corporation, the corporation’s performance and perceptions of the corporation in the marketplace. There is a risk that the issuers of the securities may not be able to meet their obligations on interest or principal payments at the time called for by an instrument.

Credit Risk. Debt issuers and other counterparties may be unable or unwilling to make timely interest and/or principal payments when due or otherwise honor their obligations. Changes in an issuer’s credit rating or the market’s perception of an issuer’s creditworthiness may also adversely affect the value of the Fund’s investment in that issuer. The degree of credit risk depends on an issuer’s or counterparty’s financial condition and on the terms of an obligation. The Fund invests in fixed income securities of high yield issuers that may exhibit higher levels of credit risk than other types of fixed income instruments.

Asset Class Risk. Securities and other assets in the Index or in the Fund’s portfolio may underperform in comparison to the general financial markets, a particular financial market or other asset classes.

Limited History of Operations Risk. The Fund has a limited history of operations for investors to evaluate. The Fund may not attract sufficient assets to achieve or maximize investment and operational efficiencies and remain viable. If the Fund fails to achieve sufficient scale, it may be liquidated.

Focused Investment Risk. To the extent the Fund invests more heavily in particular sectors, sub-sectors, industries, groups of industries, asset classes, markets, regions, countries, or groups of countries, its performance will be especially sensitive to developments that significantly affect those sectors, sub-sectors, industries, asset classes, markets, regions, or countries. In addition, the value of the Fund's shares may change at different rates compared to the value of shares of a fund with investments in a more diversified mix of sectors, sub-sectors, industries, asset classes, markets, regions, or countries. An individual sector, sub-sector, industry, group of industries, asset-class, market, region, country, or group of countries may outperform the broader market during particular periods, but may do so with considerably greater volatility than the broader market. In addition, the several industries that constitute a sector or sub-sector or the several countries or markets that constitute a region or group of countries may all react similarly to economic, political, regulatory or other market events. The Fund's performance could also be affected if the sectors, sub-sectors, industries, asset classes, markets, regions, or countries do not perform as expected. Alternatively, a lack of exposure to one or more other sectors, sub-sectors, industries, asset classes, markets, regions, or countries may adversely affect performance.

Passive Investment Risk. The Fund is not actively managed, and BIM generally does not attempt to take defensive positions under any market conditions, including declining markets or changing interest rate environments.

Interest Rate Risk. During periods of very low or negative interest rates, the Fund may be unable to maintain positive returns or pay dividends to Fund shareholders. Very low or negative interest rates may magnify interest rate risk. Changing interest rates, including rates that fall below zero, may have unpredictable effects on markets, result in heightened market volatility and detract from the Fund's performance to the extent the Fund is exposed to such interest rates. Additionally, under certain market conditions in which interest rates are low and the market prices for portfolio securities have increased, the Fund may have a very low, or even negative yield. A low or negative yield would cause the Fund to lose money in certain conditions and over certain time periods. Risks associated with rising interest rates are heightened under current market conditions given that the U.S. Federal Reserve has raised interest rates from historically low levels and may continue to raise interest rates. In addition, changes in monetary policy may exacerbate the risks associated with changing interest rates. An increase in interest rates will generally cause the value of securities held by the Fund to decline, may lead to heightened volatility in the fixed-income markets and may adversely affect the liquidity of certain fixed-income investments, including those held by the Fund. The historically low interest rate environment in recent years heightens the risks associated with rising interest rates.

Income Risk. The Fund's income may decline if interest rates fall. This decline in income can occur because the Fund may subsequently invest in lower-yielding bonds as bonds in its portfolio mature, are near maturity or are called, bonds in the Index are substituted, or the Fund otherwise needs to purchase additional bonds.

Call Risk. During periods of falling interest rates, an issuer of a callable bond held by the Fund may "call" or repay the security prior to its stated maturity, and the Fund may have to reinvest the proceeds in securities with lower interest rates, which would result in a decline in the Fund's income, or in securities with greater risks or with other less favorable features.

Inflation Risk. Inflation is a sustained rise in overall price levels. Moderate inflation is associated with economic growth, while high inflation can signal an overheated economy. Inflation risk is the risk that the value of assets or income from investments will be less in the future as inflation decreases the value of money (i.e., as inflation increases, the values of the Fund's assets can decline). Inflation poses a "stealth" threat to investors because it reduces savings and investment returns. Central banks, such as the U.S. Federal Reserve, generally attempt to control inflation by regulating the pace of economic activity. They typically attempt to affect economic activity by raising and lowering short-term interest rates. At times, governments may attempt to manage inflation through fiscal policy, such as by raising taxes or reducing spending, thereby reducing economic activity; conversely, governments can attempt to combat deflation with tax cuts and increased spending designed to stimulate economic activity. Inflation rates may change frequently and significantly as a result of various factors, including unexpected shifts in the domestic or global economy and changes in economic policies, and the Fund's investments may not keep pace with inflation, which may result in losses to Fund shareholders. This risk is greater for fixed-income instruments with longer maturities.

Market Risk. The Fund could lose money over short periods due to short-term market movements and over longer periods during more prolonged market downturns. Local, regional or global events such as war, acts of terrorism, the spread of infectious illness or other public health issues, recessions, the advent of significant inflation, or other events could have a significant impact on the Fund and its investments and could result in increased premiums or discounts to the Fund's NAV.

Telecom, Media and Technology Sector Risk. The telecom, media and technology sector consists of a number of sub-sectors, including the telecommunications, technology and electronics and media sub-sectors. These sectors are subject to the risks of rapid innovation and obsolescence cycles, intellectual property theft, government regulation, cybersecurity incidents and labor force challenges, among others. There is significant competition for technological advances, and issuers that fail to innovate will be adversely impacted. In addition, issuers in certain sub-sectors require substantial capital investments to develop products and services. While all companies may be susceptible to network security breaches, certain companies in the telecom, media and technology sector may be particular targets of hacking and potential theft of proprietary or consumer information or disruptions in service, which could have a material adverse effect on their businesses. The telecom, media and technology sector can also be significantly affected by intense competition for market share, including competition with alternative technologies such as wireless communications, product compatibility and standardization, consumer preferences, rapid product obsolescence, research and development of new products, lack of standardization or compatibility with existing technologies, and a dependency on patent and copyright protections.

Telecommunications Sub-Sector Risk. The telecommunications sub-sector is subject to extensive government regulation. The costs of complying with governmental regulations, delays or failure to receive required regulatory approvals, or the enactment of new regulatory requirements may negatively affect the business of telecommunications companies. Government actions around the world, specifically in the area of pre-marketing clearance of products and prices, can be arbitrary and unpredictable. Companies in the telecommunications sub-sector may be affected by sub-sector competition, substantial capital requirements, government regulation, and obsolescence of communications products and services due to technological advancement. Companies in the telecommunications sub-sector may encounter distressed cash flows due to the need to commit substantial capital to meet increasing competition, particularly in developing new products and services using new technology. Technological innovations may make the products and services of certain telecommunications companies obsolete. Licensing and franchise rights in the telecommunications sub-sector are limited, which may provide an advantage to certain participants. Limited availability of such rights, high barriers to market entry, and regulatory oversight, among other factors, have led to consolidation of companies within the sub-sector, which could lead to further regulation or other negative effects in the future.

Media Sub-Sector Risk. Companies in the media sub-sector may encounter distressed cash flows due to the need to commit substantial capital to meet increasing competition, particularly in formulating new content, products and services using new technology. Media companies are subject to risks that include cyclicity of revenues and earnings, a potential decrease in the discretionary income of targeted individuals, changing consumer tastes and interests, competition in the sub-sector and among different media delivery mechanisms, and the potential for increased state and federal regulation. Advertising spending is an important source of revenue for media companies. Fluctuating domestic and international demand, shifting demographics and often unpredictable changes in consumer tastes can drastically affect a media company's profitability. During economic downturns advertising spending typically decreases and as a result, media companies tend to generate less revenue.

Technology and Electronics Sub-Sector Risk. Technology and electronics companies, including information technology companies, face intense competition, both domestically and internationally, which may have an adverse effect on a company's profit margins. Technology companies may have limited product lines, markets, financial resources or personnel. The products of technology and electronics companies may face obsolescence due to rapid technological developments, frequent new product introduction, unpredictable changes in growth rates and competition for the services of qualified personnel. Companies in the technology and electronics sub-sector are heavily dependent on patent and other intellectual property rights. A technology company's loss or impairment of these rights, including through industrial espionage or state action, may adversely affect the company's profitability. Companies in the technology and electronics sub-sector are facing increased government and regulatory scrutiny and may be subject to adverse government or regulatory action.

Issuer Risk. The performance of the Fund depends on the performance of individual securities to which the Fund has exposure. The Fund may be adversely affected if an issuer of underlying securities held by the Fund is unable or unwilling to repay principal or interest when due. Changes in the financial condition or credit rating of an issuer of those securities may cause the value of the securities to decline.

Geographic Risk. A natural disaster could occur in a geographic region in which the Fund invests, which could adversely affect the economy or the business operations of companies in the specific geographic region, causing an adverse impact on the Fund's investments in, or which are exposed to, the affected region.

Risk of Investing in the United States. Certain changes in the U.S. economy, such as when the U.S. economy weakens or when its financial markets decline, may have an adverse effect on the securities to which the Fund has exposure.

Infectious Illness Risk. A widespread outbreak of an infectious illness, such as the COVID-19 pandemic, may result in travel restrictions, disruption of healthcare services, prolonged quarantines, cancellations, supply chain disruptions, business closures, lower consumer demand, layoffs, ratings downgrades, defaults and other significant economic, social and political impacts. Markets may experience temporary closures, extreme volatility, severe losses, reduced liquidity and increased trading costs. Such events may adversely affect the Fund and its investments and may impact the Fund's ability to purchase or sell securities or cause elevated tracking error and increased premiums or discounts to the Fund's NAV. Despite the development of vaccines, the duration of the COVID-19 pandemic and its effects cannot be predicted with certainty.

Concentration Risk. The Fund may be susceptible to an increased risk of loss, including losses due to adverse events that affect the Fund's investments more than the market as a whole, to the extent that the Fund's investments are concentrated in the securities and/or other assets of a particular issuer or issuers, sector, sub-sector, market segment, market, industry, group of industries, country, group of countries, region or asset class.

Non-Diversification Risk. The Fund is classified as a "non-diversified" fund under the Investment Company Act of 1940, as amended. Accordingly, the Fund may invest a greater portion of its assets in the securities of a single issuer than if it were a "diversified" fund. To the extent that the Fund invests a higher percentage of its assets in the securities of a single issuer, the Fund is subject to a higher degree of risk associated with and developments affecting that issuer than a fund that invests more widely.

Illiquid Investments Risk. The Fund may invest up to an aggregate amount of 15% of its net assets in illiquid investments. An illiquid investment is any investment that the Fund reasonably expects cannot be sold or disposed of in current market conditions in seven calendar days or less without significantly changing the market value of the investment. To the extent the Fund holds illiquid investments, the illiquid investments may reduce the returns of the Fund because the Fund may be unable to transact at advantageous times or prices. During periods of market volatility, liquidity in the market for the Fund's shares may be impacted by the liquidity in the market for the underlying securities or instruments held by the Fund, which could lead to the Fund's shares trading at a premium or discount to the Fund's NAV. The high yield securities in which the Fund invests may experience greater liquidity challenges than other types of securities during periods of market stress.

Privately Issued Securities Risk. The Fund may invest in privately issued securities, including those that are normally purchased pursuant to Rule 144A or Regulation S promulgated under the 1933 Act. Privately issued securities are securities that have not been registered under the 1933 Act and as a result may be subject to legal restrictions on resale. Privately issued securities are generally not traded on established markets. As a result of the absence of a public trading market, privately issued securities may be deemed to be illiquid investments, may be more difficult to value than publicly traded securities and may be subject to wide fluctuations in value. Delay or difficulty in selling such securities may result in a loss to the Fund.

Authorized Participant Concentration Risk. Only an Authorized Participant (as defined in the *Creations and Redemptions* section of this Prospectus) may engage in creation or redemption transactions directly with the Fund, and Authorized Participants are not obligated to engage in creation and/or redemption transactions. The Fund has a limited number of institutions that may act as Authorized Participants on an agency basis (*i.e.*, on behalf of other market participants). To the extent that Authorized Participants exit the business or are unable or unwilling to proceed with creation or redemption orders with respect to the Fund and no other Authorized Participant is willing or able to step forward to create or redeem, Fund shares may be more likely to trade at a premium or discount to NAV and possibly face trading halts or delisting.

Exchange-Traded Fund and Other Investment Company Risk. The Fund may invest in shares of other investment companies and ETFs. Shareholders bear both their proportionate share of the Fund's expenses and similar expenses of the underlying investment company or ETF when the Fund invests in shares of another investment company or ETF. The Fund is subject to the risks associated with the ETF or investment company's investments. The price and movement of an ETF designed to track an index may not track the index and may result in a loss. In addition, ETFs may trade at a price above (premium) or below (discount) their net asset value, especially during periods of significant market volatility or stress, causing investors to pay significantly more or less than the value of the ETF's underlying portfolio. Certain ETFs traded on exchanges may be thinly traded and experience large spreads between the "ask" price quoted by a seller and the "bid" price offered by a buyer.

Management Risk. Because BIM uses a representative sampling indexing strategy, the Fund may not be able to fully replicate the Index and may hold securities not included in the Index. As a result, the Fund is subject to the risk that BIM's investment strategy, the implementation of which is subject to a number of constraints, may not produce the intended results.

Operational Risk. The Fund is exposed to operational risks arising from a number of factors, including, but not limited to, human error, processing and communication errors, errors of the Fund's service providers, Authorized Participants, market makers, counterparties or other third-parties, failed or inadequate processes and computer, technology or systems failures. The Fund and BIM seek to reduce these operational risks through controls and procedures. However, these measures do not address every possible risk and may be inadequate to address significant operational risks.

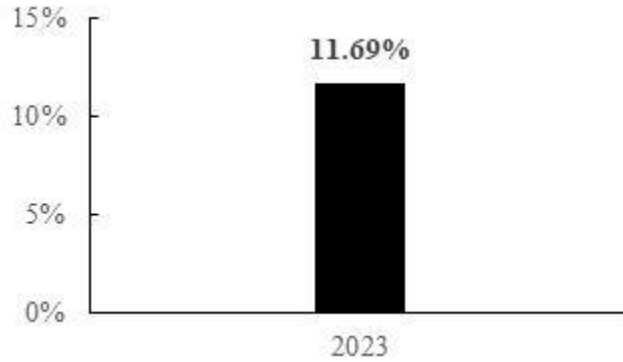
Valuation Risk. The price the Fund could receive upon the sale of a security or other asset may differ from the Fund's valuation of the security or other asset and from the value used by the Index, particularly for securities or other assets that trade in low volume or volatile markets or that are valued using a fair value methodology as a result of trade suspensions or for other reasons. In addition, the value of the securities or other assets in the Fund's portfolio may change on days or during time periods when shareholders will not be able to purchase or sell the Fund's shares. Authorized Participants who purchase or redeem Fund shares on days when the Fund is holding fair-valued securities may receive fewer or more shares, or lower or higher redemption proceeds, than they would have received had the Fund not fair-valued securities or used a different valuation methodology. The Fund's ability to value investments may be impacted by a lack of current market prices, technological issues or errors by pricing services or other third-party service providers.

Cybersecurity Risk. Failures or breaches of the electronic or computer systems of the Fund, BIM, the Fund's distributor, the Index Provider and other service providers, market makers, Authorized Participants or the issuers of securities in which the Fund invests have the ability to cause disruptions, negatively impact the Fund's business operations and/or potentially result in financial losses to the Fund and its shareholders. While the Fund has established business continuity plans and risk management systems seeking to address system breaches or failures, there are inherent limitations in such plans and systems. Furthermore, the Fund cannot control the cybersecurity plans and systems of the Index Provider and other service providers, market makers, Authorized Participants or issuers of securities in which the Fund invests.

Performance Information

The following performance information provides some indication of the risks of investing in the Fund. The bar chart shows the performance of the Fund's shares for each full calendar year since the Fund's inception. The table below shows how the average annual total returns of the Fund's shares for the periods shown compare to those of a broad-based securities market index. The Fund's past performance (before and after taxes) is not necessarily an indication of how the Fund will perform in the future. Updated performance information, including the Fund's current NAV, may be obtained by visiting our website at www.bondbloxxetf.com or by calling (800) 896-5089 (toll free).

Annual Total Returns (%) as of December 31, 2023



The Fund’s best and worst calendar quarters
 Best Quarter: 7.42% (December 31, 2023)
 Worst Quarter: -10.58% (June 30, 2022)

AVERAGE ANNUAL TOTAL RETURNS

(for the period ended December 31, 2023)

	<u>1 Year</u>	<u>Since Inception (02/15/2022)</u>
Return Before Taxes	11.69%	0.33%
ICE Diversified US Cash Pay High Yield Telecom, Media & Technology Index <i>(reflects no deduction for fees, expenses, or taxes)</i>	12.00%	0.70%

Management

Investment Adviser. BondBloxx Investment Management Corporation.

Portfolio Managers. Elya Schwartzman and Daniel Goldman (the “Portfolio Managers”) are primarily responsible for the day-to-day management of the Fund. Mr. Schwartzman has been a fixed income Portfolio Manager of the Fund since the Fund’s inception. Mr. Goldman has been a fixed income Portfolio Manager of the Fund since February 2024.

Purchase and Sale of Fund Shares

The Fund is an ETF. Individual shares of the Fund may only be bought and sold in the secondary market through a broker-dealer at a market price. When you buy or sell shares of the Fund, you may be required to pay a brokerage commission, and you may experience tax consequences, including gains or losses, in connection with these transactions. Because ETF shares trade at market prices rather than at NAV, shares may trade at a price greater than NAV (a premium) or less than NAV (a discount). An investor may incur costs attributable to the difference between the highest price a buyer is willing to pay to purchase shares of the Fund (bid) and the lowest price a seller is willing to accept for shares of the Fund (ask) when buying or selling shares in the secondary market (the “bid-ask spread”). Recent information regarding the Fund’s NAV, market price, premiums and discounts, and bid-ask spreads is available at www.bondbloxxetf.com. Further, the website will disclose the Fund’s median bid-ask spread over the most recent thirty calendar days.

Tax Information

The Fund intends to make distributions that may be taxable to you as ordinary income or capital gains, unless you are investing through a tax-deferred arrangement such as a 401(k) plan or an individual retirement account, in which case, your distributions generally will be taxed when withdrawn.

Payments to Broker-Dealers and Other Financial Intermediaries

If you purchase shares of the Fund through a broker-dealer or other financial intermediary (such as a bank), BIM or other related companies have in the past and could in the future pay the intermediary for marketing activities and presentations, educational training programs, conferences, the development of technology platforms and reporting systems or other services related to the sale or promotion of the Fund. These payments may create a conflict of interest by influencing the broker-dealer or other intermediary and your salesperson to recommend the Fund over another investment. Ask your salesperson or visit your financial intermediary's website for more information.

BONDBLOXX USD HIGH YIELD BOND HEALTHCARE SECTOR ETF

Investment Objective

The BondBloxx USD High Yield Bond Healthcare Sector ETF (the “Fund”) seeks to track the investment results of an index composed of U.S. dollar-denominated, high yield corporate bonds in the **healthcare** sector.

Fees and Expenses

The following table describes the fees and expenses that you will incur if you buy, hold and sell shares of the Fund.

You may pay other fees, such as brokerage commissions and other fees to financial intermediaries, which are not reflected in the tables and examples below.

Annual Fund Operating Expenses (ongoing expenses that you pay each year as a percentage of the value of your investments)

Management Fees¹	0.35%
Distribution and Service (12b-1)	None
Other Expenses	0.00%
Total Annual Fund Operating Expenses	0.35%

¹ The investment advisory agreement between BondBloxx ETF Trust (the “Trust”) and BondBloxx Investment Management Corporation (“BIM”) (the “Investment Advisory Agreement”) provides that BIM will pay all operating expenses of the Fund, except the management fees, interest expenses, taxes, expenses incurred with respect to the acquisition and disposition of portfolio securities and the execution of portfolio transactions, including brokerage commissions, distribution fees or expenses, litigation expenses and any extraordinary expenses.

Example.

This Example is intended to help you compare the cost of owning shares of the Fund with the cost of investing in other funds. The Example assumes that you invest \$10,000 in the Fund for the time periods indicated and then sell all of your shares at the end of those periods. The Example also assumes that your investment has a 5% return each year and that the Fund’s operating expenses remain the same. Although your actual costs may be higher or lower, based on these assumptions, your costs would be:

1 Year	3 Years	5 Years	10 Years
\$37	\$121	\$223	\$567

Portfolio Turnover.

The Fund may pay transaction costs, such as commissions, when it buys and sells securities (or “turns over” its portfolio). A higher portfolio turnover rate may indicate higher transaction costs and may result in higher taxes when Fund shares are held in a taxable account. These costs, which are not reflected in the Annual Fund Operating Expenses or in the Example, affect the Fund’s performance. For the period from November 1, 2022 to October 31, 2023, the Fund’s portfolio turnover rate was 18% of the average value of its portfolio.

Principal Investment Strategies

The Fund is non-diversified and seeks to track the investment results of the ICE Diversified US Cash Pay High Yield Healthcare Index (the “Index”), which is a rules-based index consisting of U.S. dollar-denominated below investment grade bonds (as determined by ICE Data Indices, LLC or its affiliates (collectively “Index Provider” or “IDI”)) that contains issuers from the healthcare sector, including the health facilities, health services, managed care, medical products, and pharmaceuticals sub-sectors. Below investment grade bonds are commonly referred to as “junk bonds.” The Index is a modified market value-weighted index with a cap on each issuer of 25% of the market capitalization of the Index. This means that Index constituents are capitalization weighted, based on their current amount outstanding, and then adjusted in accordance with the index methodology detailed below. There is no limit to the number of issues in the Index, but as of December 31, 2023, the Index included approximately 118 constituents. The bonds included in the Index are publicly issued in the United States domestic market. Because the Index is reconstituted and rebalanced monthly, the components of the Index are likely to change over time.

The Index is composed of a subset of bonds in the ICE BofA US Cash Pay High Yield Constrained Index (the “Underlying Index”). The Index components are classified into “large cap” and “small cap” categories. Their weightings are then adjusted based on a capitalization-weighting adjustment formula. See “More Information About the Funds—Index Construction” for more information about the adjustment formula.

As of December 31, 2023, the bonds eligible for inclusion in the Index include U.S. dollar-denominated high yield corporate bonds, currently in a coupon paying period, that are publicly issued in the U.S. domestic market, and that: (i) are issued by companies having “risk exposure” to countries (*i.e.*, issuers that are subject to the risks of one or more of these countries as a result of the principal country of domicile of the issuers (as determined by the Index Provider)) that are members of the FX-G10, which include Australia, Austria, Belgium, Canada, Cyprus, Estonia, Finland, France, Germany, Greece, Ireland, Italy, Japan, Latvia, Lithuania, Luxembourg, Malta, the Netherlands, New Zealand, Norway, Portugal, Slovakia, Slovenia, Spain, Sweden, Switzerland, the U.K. and the U.S. and their respective territories; (ii) have an average rating of below investment grade (ratings from Fitch Ratings, Inc. (“Fitch”), Moody’s Investors Service, Inc. (“Moody’s”) or S&P Global Ratings are considered; if more than one agency provides a rating, the average rating is attached to the bond); (iii) are registered with the SEC, exempt from registration at issuance, or offered pursuant to Rule 144A under the Securities Act of 1933, as amended (the “1933 Act”), with or without registration rights; (iv) have at least \$250 million of outstanding face value; (v) have an original maturity date of at least 18 months at the time of issuance; (vi) have at least one year to maturity as of the rebalancing date; and (vii) are issued by companies that each derive at least 50% of their revenues or profits from the ownership, operation, development, construction, management, financing, leasing or sale of healthcare assets. There is no upper limit on the maturity of bonds eligible for inclusion in the Index. For more information regarding the Underlying Index, see “More Information About the Funds—Underlying Index” below.

BIM uses a “passive” or indexing approach to try to achieve the Fund’s investment objective. Unlike many investment companies, the Fund does not try to “outperform” the index it tracks and does not seek temporary defensive positions when markets decline or appear overvalued.

Indexing will eliminate the chance that the Fund will substantially outperform the Index but also may reduce some of the risks of active management, such as poor security selection. Indexing seeks to achieve lower costs and better after-tax performance by aiming to keep portfolio turnover low in comparison to actively managed investment companies.

BIM uses a representative sampling indexing strategy to manage the Fund. “Representative sampling” is an indexing strategy that involves investing in a representative sample of securities that collectively has an investment profile similar to that of an applicable target index that BIM determines to collectively have an investment profile similar to that of the Index. The securities selected are expected to have, in the aggregate, investment characteristics (based on factors such as market value and sector weightings), fundamental characteristics (such as return variability, duration, maturity, credit ratings and yield) and liquidity measures similar to those of an applicable underlying index. The Fund may or may not hold all of the securities in the Index. There may be instances in which BIM may choose to underweight or overweight a security in the Index, purchase securities not in the Index that BIM believes are appropriate to substitute for certain securities in the Index in seeking to replicate as closely as possible, before fees and expenses, the performance of the Index. The Fund may sell securities that are represented in the Index in anticipation of their removal from the Index or purchase securities not represented in the Index in anticipation of their addition to the Index.

Under normal circumstances, the Fund will invest at least 80% of its net assets (plus the amount of any borrowings for investment purposes) in high-yield, below-investment grade bonds denominated in U.S. dollars of issuers in the healthcare sector, either directly or indirectly (e.g., through derivatives). The Fund may also invest up to 20% of its net assets in certain futures, options and swap contracts, U.S. Treasury obligations, U.S. Government obligations, U.S. agency securities, securities of other registered investment companies, cash and cash equivalents, as well as in securities not included in its Index, but which BIM believes will help the Fund track its Index.

An issuer is considered to be in the healthcare sector if it derives at least 50% of its revenues or profits from the ownership, operation, development, construction, management, financing, leasing or sale of healthcare assets.

The Fund seeks to track the investment results of the Index before fees and expenses of the Fund.

The Index is sponsored by the Index Provider, which is independent of the Fund and BIM. The Index Provider determines the composition and relative weightings of the bonds in the Index and publishes information regarding the market value of the Index.

Industry Concentration Policy. The Fund will concentrate its investments (*i.e.*, hold 25% or more of its total assets) in a particular industry or group of industries to approximately the same extent that the Index is concentrated. For purposes of this limitation, securities of the U.S. government (including its agencies and instrumentalities), repurchase agreements collateralized by U.S. government securities, and tax-exempt securities of state or municipal governments and their political subdivisions are not considered to be issued by members of any industry. As of December 31, 2023, the Index currently holds 25% or more of its assets in the healthcare sub-sector.

Summary of Principal Risks

As with any investment, you could lose all or a substantial part of your investment in the Fund, and the Fund's performance could trail that of other investments. The Fund is subject to certain risks, including the principal risks noted below. Any such risk may adversely affect the Fund's net asset value per share ("NAV"), trading price, yield, total return and ability to meet its investment objective.

High Yield Securities Risk. Securities that are rated below investment-grade (sometimes referred to as "junk bonds," which may include those bonds rated below "BBB-" by S&P Global Ratings and Fitch or below "Baa3" by Moody's), or similar securities that are unrated, may be deemed speculative, may involve greater levels of risk than higher-rated securities of similar maturity and may be more likely to default. High-yield debt securities' total return and yield may generally be expected to fluctuate more than the total return and yield of investment-grade debt securities. A real or perceived economic downturn or an increase in market interest rates could cause a decline in the value of high-yield debt securities, result in increased redemptions and/or result in increased portfolio turnover, which could result in a decline in the NAV of the Fund, reduce liquidity for certain investments and/or increase costs. High-yield debt securities are often thinly traded and can be more difficult to sell and value accurately than investment-grade debt securities because there may be no established secondary market. Investments in high-yield debt securities could increase liquidity risk for the fund. In addition, the market for high-yield debt securities could experience sudden and sharp volatility, which is generally associated more with investments in stocks.

Market Trading Risk. The Fund faces numerous market trading risks, including the potential lack of an active market for Fund shares or the Fund's underlying portfolio securities, losses from trading in secondary markets, periods of high volatility and disruptions in the creation/redemption process. ANY OF THESE FACTORS, AMONG OTHERS, MAY LEAD TO THE FUND'S SHARES TRADING AT A PREMIUM OR DISCOUNT TO NAV. Accordingly, if a shareholder purchases Fund shares at a time when the market price is at a premium to the NAV, or sells shares at a time when the market price is at a discount to the NAV, the shareholder may sustain losses.

Index-Related Risk. There is no guarantee that the Fund's investment results will have a high degree of correlation to those of the Index or that the Fund will achieve its investment objective. Market disruptions and regulatory restrictions could have an adverse effect on the Fund's ability to adjust its exposure to the required levels in order to track the Index. Errors in index data, index computations or the construction of the Index in accordance with its methodology may occur from time to time and may not be identified and corrected by the Index Provider for a period of time or at

all, which may have an adverse impact on the Fund and its shareholders. Unusual market conditions may cause the Index Provider to postpone a scheduled rebalance, which could cause the Index to vary from its normal or expected composition. In addition, the Index Provider may be subject to business or regulatory changes that impair its ability to continue to operate the Index in its current form.

Tracking Error Risk. The Fund may be subject to tracking error, which is the divergence of the Fund's performance from that of the Index. Tracking error may occur because of differences between the securities and other instruments held in the Fund's portfolio and those included in the Index, pricing differences (including, as applicable, differences between a security's price at the local market close and the Fund's valuation of a security at the time of calculation of the Fund's NAV or differences between the securities prices used to value the Index and those used by the Fund), transaction costs incurred by the Fund, securities lending earnings, the Fund's holding of uninvested cash, differences in timing of the accrual of or the valuation of distributions, the requirements to maintain qualification for treatment as a regulated investment company ("RIC") for U.S. federal income purposes, portfolio transactions carried out to minimize the distribution of capital gains to shareholders, acceptance of custom baskets, changes to the Index or the costs to the Fund of complying with various new or existing regulatory requirements, among other reasons. This risk may be heightened during times of increased market volatility or other unusual market conditions. Tracking error also may result because the Fund incurs fees and expenses, while the Index does not. **INDEX-BASED EXCHANGE TRADED FUNDS ("ETFs") THAT TRACK INDICES WITH SIGNIFICANT WEIGHT IN HIGH YIELD SECURITIES MAY EXPERIENCE HIGHER TRACKING ERROR THAN OTHER INDEX ETFs THAT DO NOT TRACK SUCH INDICES.**

Bond Risk. The Fund invests a substantial portion of its assets in U.S. dollar-denominated bonds. A bond is an interest-bearing security typically issued by a corporate or government issuer that has a contractual obligation to pay interest at a stated rate on specific dates and to repay principal (the bond's face value) periodically or on a specified maturity date. Bonds generally are used by corporations and governments to borrow money from investors. An issuer may have the right to redeem or "call" a bond before maturity, in which case the Fund may have to reinvest the proceeds at lower market rates. Similarly, the Fund may have to reinvest interest income or payments received when bonds mature, sometimes at lower market rates. Most bonds bear interest income at a "coupon" rate that is fixed for the life of the bond. The value of a fixed-rate bond usually rises when market interest rates fall, and falls when market interest rates rise. Bonds may be unsecured (backed only by the issuer's general creditworthiness) or secured (backed by specified collateral).

Corporate Bond Risk. The Fund will invest in corporate bonds, which are debt instruments issued by corporations to raise capital. The investment return of corporate bonds reflects interest earned on the security and changes in the market value of the security. The market value of a corporate bond may be affected by changes in the market rate of interest, the credit rating of the corporation, the corporation's performance and perceptions of the corporation in the marketplace. There is a risk that the issuers of the securities may not be able to meet their obligations on interest or principal payments at the time called for by an instrument.

Credit Risk. Debt issuers and other counterparties may be unable or unwilling to make timely interest and/or principal payments when due or otherwise honor their obligations. Changes in an issuer's credit rating or the market's perception of an issuer's creditworthiness may also adversely affect the value of the Fund's investment in that issuer. The degree of credit risk depends on an issuer's or counterparty's financial condition and on the terms of an obligation. The Fund invests in fixed income securities of high yield issuers that may exhibit higher levels of credit risk than other types of fixed income instruments.

Asset Class Risk. Securities and other assets in the Index or in the Fund's portfolio may underperform in comparison to the general financial markets, a particular financial market or other asset classes.

Limited History of Operations Risk. The Fund has a limited history of operations for investors to evaluate. The Fund may not attract sufficient assets to achieve or maximize investment and operational efficiencies and remain viable. If the Fund fails to achieve sufficient scale, it may be liquidated.

Focused Investment Risk. To the extent the Fund invests more heavily in particular sectors, sub-sectors, industries, groups of industries, asset classes, markets, regions, countries, or groups of countries, its performance will be especially sensitive to developments that significantly affect those sectors, sub-sectors, industries, asset classes,

markets, regions, or countries. In addition, the value of the Fund's shares may change at different rates compared to the value of shares of a fund with investments in a more diversified mix of sectors, sub-sectors, industries, asset classes, markets, regions, or countries. An individual sector, sub-sector, industry, group of industries, asset-class, market, region, country, or group of countries may outperform the broader market during particular periods, but may do so with considerably greater volatility than the broader market. In addition, the several industries that constitute a sector or sub-sector or the several countries or markets that constitute a region or group of countries may all react similarly to economic, political, regulatory or other market events. The Fund's performance could also be affected if the sectors, sub-sectors, industries, asset classes, markets, regions, or countries do not perform as expected. Alternatively, a lack of exposure to one or more other sectors, sub-sectors, industries, asset classes, markets, regions, or countries may adversely affect performance.

Passive Investment Risk. The Fund is not actively managed, and BIM generally does not attempt to take defensive positions under any market conditions, including declining markets or changing interest rate environments.

Interest Rate Risk. During periods of very low or negative interest rates, the Fund may be unable to maintain positive returns or pay dividends to Fund shareholders. Very low or negative interest rates may magnify interest rate risk. Changing interest rates, including rates that fall below zero, may have unpredictable effects on markets, result in heightened market volatility and detract from the Fund's performance to the extent the Fund is exposed to such interest rates. Additionally, under certain market conditions in which interest rates are low and the market prices for portfolio securities have increased, the Fund may have a very low, or even negative yield. A low or negative yield would cause the Fund to lose money in certain conditions and over certain time periods. Risks associated with rising interest rates are heightened under current market conditions given that the U.S. Federal Reserve has raised interest rates from historically low levels and may continue to raise interest rates. In addition, changes in monetary policy may exacerbate the risks associated with changing interest rates. An increase in interest rates will generally cause the value of securities held by the Fund to decline, may lead to heightened volatility in the fixed-income markets and may adversely affect the liquidity of certain fixed-income investments, including those held by the Fund. The historically low interest rate environment in recent years heightens the risks associated with rising interest rates.

Income Risk. The Fund's income may decline if interest rates fall. This decline in income can occur because the Fund may subsequently invest in lower-yielding bonds as bonds in its portfolio mature, are near maturity or are called, bonds in the Index are substituted, or the Fund otherwise needs to purchase additional bonds.

Call Risk. During periods of falling interest rates, an issuer of a callable bond held by the Fund may "call" or repay the security prior to its stated maturity, and the Fund may have to reinvest the proceeds in securities with lower interest rates, which would result in a decline in the Fund's income, or in securities with greater risks or with other less favorable features.

Inflation Risk. Inflation is a sustained rise in overall price levels. Moderate inflation is associated with economic growth, while high inflation can signal an overheated economy. Inflation risk is the risk that the value of assets or income from investments will be less in the future as inflation decreases the value of money (i.e., as inflation increases, the values of the Fund's assets can decline). Inflation poses a "stealth" threat to investors because it reduces savings and investment returns. Central banks, such as the U.S. Federal Reserve, generally attempt to control inflation by regulating the pace of economic activity. They typically attempt to affect economic activity by raising and lowering short-term interest rates. At times, governments may attempt to manage inflation through fiscal policy, such as by raising taxes or reducing spending, thereby reducing economic activity; conversely, governments can attempt to combat deflation with tax cuts and increased spending designed to stimulate economic activity. Inflation rates may change frequently and significantly as a result of various factors, including unexpected shifts in the domestic or global economy and changes in economic policies, and the Fund's investments may not keep pace with inflation, which may result in losses to Fund shareholders. This risk is greater for fixed-income instruments with longer maturities.

Market Risk. The Fund could lose money over short periods due to short-term market movements and over longer periods during more prolonged market downturns. Local, regional or global events such as war, acts of terrorism, the spread of infectious illness or other public health issues, recessions, the advent of significant inflation, or other events could have a significant impact on the Fund and its investments and could result in increased premiums or discounts to the Fund's NAV.

Healthcare Sector Risk. The healthcare sector consists of numerous sub-sectors, including the health facilities, health services, managed care, medical products, and pharmaceuticals sub-sectors. The profitability of companies in the healthcare sector may be adversely affected by the following factors, among others: extensive government regulations, restrictions on government reimbursement for medical expenses, rising costs of medical products and services, pricing pressure, an increased emphasis on outpatient and tele-health services, changes in the demand for medical products and services, a limited number of products, industry innovation, changes in technologies and other market developments. Many healthcare companies are heavily dependent on patent protection. The expiration of a company's patents, or regulations restricting the ability of healthcare companies to enforce its patents, may adversely affect that company's profitability. Many healthcare companies are subject to extensive litigation based on product liability and similar claims. Many new products in the healthcare sector may be subject to regulatory approvals. The process of obtaining such approvals may be long and costly, and such efforts ultimately may be unsuccessful. In addition, many healthcare products and services may be impacted by changes in healthcare insurance coverage practices and regulations.

Issuer Risk. The performance of the Fund depends on the performance of individual securities to which the Fund has exposure. The Fund may be adversely affected if an issuer of underlying securities held by the Fund is unable or unwilling to repay principal or interest when due. Changes in the financial condition or credit rating of an issuer of those securities may cause the value of the securities to decline.

Geographic Risk. A natural disaster could occur in a geographic region in which the Fund invests, which could adversely affect the economy or the business operations of companies in the specific geographic region, causing an adverse impact on the Fund's investments in, or which are exposed to, the affected region.

Risk of Investing in the United States. Certain changes in the U.S. economy, such as when the U.S. economy weakens or when its financial markets decline, may have an adverse effect on the securities to which the Fund has exposure.

Infectious Illness Risk. A widespread outbreak of an infectious illness, such as the COVID-19 pandemic, may result in travel restrictions, disruption of healthcare services, prolonged quarantines, cancellations, supply chain disruptions, business closures, lower consumer demand, layoffs, ratings downgrades, defaults and other significant economic, social and political impacts. Markets may experience temporary closures, extreme volatility, severe losses, reduced liquidity and increased trading costs. Such events may adversely affect the Fund and its investments and may impact the Fund's ability to purchase or sell securities or cause elevated tracking error and increased premiums or discounts to the Fund's NAV. Despite the development of vaccines, the duration of the COVID-19 pandemic and its effects cannot be predicted with certainty.

Concentration Risk. The Fund may be susceptible to an increased risk of loss, including losses due to adverse events that affect the Fund's investments more than the market as a whole, to the extent that the Fund's investments are concentrated in the securities and/or other assets of a particular issuer or issuers, sector, sub-sector, market segment, market, industry, group of industries, country, group of countries, region or asset class.

Non-Diversification Risk. The Fund is classified as a "non-diversified" fund under the Investment Company Act of 1940, as amended. Accordingly, the Fund may invest a greater portion of its assets in the securities of a single issuer than if it were a "diversified" fund. To the extent that the Fund invests a higher percentage of its assets in the securities of a single issuer, the Fund is subject to a higher degree of risk associated with and developments affecting that issuer than a fund that invests more widely.

Illiquid Investments Risk. The Fund may invest up to an aggregate amount of 15% of its net assets in illiquid investments. An illiquid investment is any investment that the Fund reasonably expects cannot be sold or disposed of in current market conditions in seven calendar days or less without significantly changing the market value of the investment. To the extent the Fund holds illiquid investments, the illiquid investments may reduce the returns of the Fund because the Fund may be unable to transact at advantageous times or prices. During periods of market volatility, liquidity in the market for the Fund's shares may be impacted by the liquidity in the market for the underlying securities or instruments held by the Fund, which could lead to the Fund's shares trading at a premium or discount to the Fund's NAV. The high yield securities in which the Fund invests may experience greater liquidity challenges than other types of securities during periods of market stress.

Privately Issued Securities Risk. The Fund may invest in privately issued securities, including those that are normally purchased pursuant to Rule 144A or Regulation S promulgated under the 1933 Act. Privately issued securities are securities that have not been registered under the 1933 Act and as a result may be subject to legal restrictions on resale. Privately issued securities are generally not traded on established markets. As a result of the absence of a public trading market, privately issued securities may be deemed to be illiquid investments, may be more difficult to value than publicly traded securities and may be subject to wide fluctuations in value. Delay or difficulty in selling such securities may result in a loss to the Fund.

Authorized Participant Concentration Risk. Only an Authorized Participant (as defined in the *Creations and Redemptions* section of this Prospectus) may engage in creation or redemption transactions directly with the Fund, and Authorized Participants are not obligated to engage in creation and/or redemption transactions. The Fund has a limited number of institutions that may act as Authorized Participants on an agency basis (*i.e.*, on behalf of other market participants). To the extent that Authorized Participants exit the business or are unable or unwilling to proceed with creation or redemption orders with respect to the Fund and no other Authorized Participant is willing or able to step forward to create or redeem, Fund shares may be more likely to trade at a premium or discount to NAV and possibly face trading halts or delisting.

Exchange-Traded Fund and Other Investment Company Risk. The Fund may invest in shares of other investment companies and ETFs. Shareholders bear both their proportionate share of the Fund's expenses and similar expenses of the underlying investment company or ETF when the Fund invests in shares of another investment company or ETF. The Fund is subject to the risks associated with the ETF or investment company's investments. The price and movement of an ETF designed to track an index may not track the index and may result in a loss. In addition, ETFs may trade at a price above (premium) or below (discount) their net asset value, especially during periods of significant market volatility or stress, causing investors to pay significantly more or less than the value of the ETF's underlying portfolio. Certain ETFs traded on exchanges may be thinly traded and experience large spreads between the "ask" price quoted by a seller and the "bid" price offered by a buyer.

Management Risk. Because BIM uses a representative sampling indexing strategy, the Fund may not be able to fully replicate the Index and may hold securities not included in the Index. As a result, the Fund is subject to the risk that BIM's investment strategy, the implementation of which is subject to a number of constraints, may not produce the intended results.

Operational Risk. The Fund is exposed to operational risks arising from a number of factors, including, but not limited to, human error, processing and communication errors, errors of the Fund's service providers, Authorized Participants, market makers, counterparties or other third-parties, failed or inadequate processes and computer, technology or systems failures. The Fund and BIM seek to reduce these operational risks through controls and procedures. However, these measures do not address every possible risk and may be inadequate to address significant operational risks.

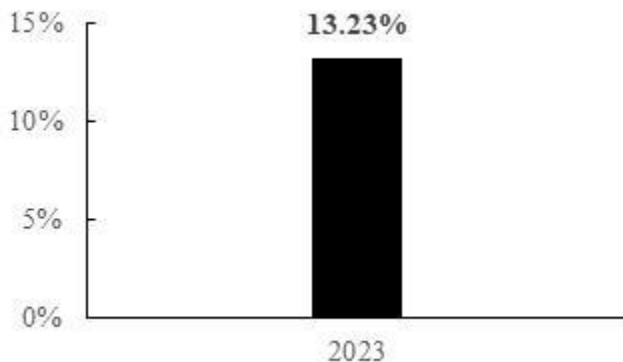
Valuation Risk. The price the Fund could receive upon the sale of a security or other asset may differ from the Fund's valuation of the security or other asset and from the value used by the Index, particularly for securities or other assets that trade in low volume or volatile markets or that are valued using a fair value methodology as a result of trade suspensions or for other reasons. In addition, the value of the securities or other assets in the Fund's portfolio may change on days or during time periods when shareholders will not be able to purchase or sell the Fund's shares. Authorized Participants who purchase or redeem Fund shares on days when the Fund is holding fair-valued securities may receive fewer or more shares, or lower or higher redemption proceeds, than they would have received had the Fund not fair-valued securities or used a different valuation methodology. The Fund's ability to value investments may be impacted by a lack of current market prices, technological issues or errors by pricing services or other third-party service providers.

Cybersecurity Risk. Failures or breaches of the electronic or computer systems of the Fund, BIM, the Fund's distributor, the Index Provider and other service providers, market makers, Authorized Participants or the issuers of securities in which the Fund invests have the ability to cause disruptions, negatively impact the Fund's business operations and/or potentially result in financial losses to the Fund and its shareholders. While the Fund has established business continuity plans and risk management systems seeking to address system breaches or failures, there are inherent limitations in such plans and systems. Furthermore, the Fund cannot control the cybersecurity plans and systems of the Index Provider and other service providers, market makers, Authorized Participants or issuers of securities in which the Fund invests.

Performance Information

The following performance information provides some indication of the risks of investing in the Fund. The bar chart shows the performance of the Fund's shares for each full calendar year since the Fund's inception. The table below shows how the average annual total returns of the Fund's shares for the periods shown compare to those of a broad-based securities market index. The Fund's past performance (before and after taxes) is not necessarily an indication of how the Fund will perform in the future. Updated performance information, including the Fund's current NAV, may be obtained by visiting our website at www.bondbloxxetf.com or by calling (800) 896-5089 (toll free).

Annual Total Returns (%) as of December 31, 2023



The Fund's best and worst calendar quarters

Best Quarter: 8.02% (December 31, 2023)

Worst Quarter: -12.47% (June 30, 2022)

AVERAGE ANNUAL TOTAL RETURNS

(for the period ended December 31, 2023)

	<u>1 Year</u>	<u>Since Inception (02/15/2022)</u>
Return Before Taxes	13.23%	(0.77)%
ICE Diversified US Cash Pay High Yield Healthcare Index (reflects no deduction for fees, expenses, or taxes)	13.70%	(0.16)%

Management

Investment Adviser. BondBloxx Investment Management Corporation.

Portfolio Managers. Elya Schwartzman and Daniel Goldman (the "Portfolio Managers") are primarily responsible for the day-to-day management of the Fund. Mr. Schwartzman has been a fixed income Portfolio Manager of the Fund since the Fund's inception. Mr. Goldman has been a fixed income Portfolio Manager of the Fund since February 2024.

Purchase and Sale of Fund Shares

The Fund is an ETF. Individual shares of the Fund may only be bought and sold in the secondary market through a broker-dealer at a market price. When you buy or sell shares of the Fund, you may be required to pay a brokerage commission, and you may experience tax consequences, including gains or losses, in connection with these transactions. Because ETF shares trade at market prices rather than at NAV, shares may trade at a price greater than NAV (a premium) or less than NAV (a discount). An investor may incur costs attributable to the difference between the highest price a buyer is willing to pay to purchase shares of the Fund (bid) and the lowest price a seller is willing to accept for shares of the Fund (ask) when buying or selling shares in the secondary market (the "bid-ask spread").

Recent information regarding the Fund's NAV, market price, premiums and discounts, and bid-ask spreads is available at www.bondbloxxetf.com. Further, the website will disclose the Fund's median bid-ask spread over the most recent thirty calendar days.

Tax Information

The Fund intends to make distributions that may be taxable to you as ordinary income or capital gains, unless you are investing through a tax-deferred arrangement such as a 401(k) plan or an individual retirement account, in which case, your distributions generally will be taxed when withdrawn.

Payments to Broker-Dealers and Other Financial Intermediaries

If you purchase shares of the Fund through a broker-dealer or other financial intermediary (such as a bank), BIM or other related companies have in the past and could in the future pay the intermediary for marketing activities and presentations, educational training programs, conferences, the development of technology platforms and reporting systems or other services related to the sale or promotion of the Fund. These payments may create a conflict of interest by influencing the broker-dealer or other intermediary and your salesperson to recommend the Fund over another investment. Ask your salesperson or visit your financial intermediary's website for more information.

BONDBLOXX USD HIGH YIELD BOND FINANCIAL & REIT SECTOR ETF

Investment Objective

The BondBloxx USD High Yield Bond Financial & REIT Sector ETF (the “Fund”) seeks to track the investment results of an index composed of U.S. dollar-denominated, high yield corporate bonds in the financial and REIT sector.

Fees and Expenses

The following table describes the fees and expenses that you will incur if you buy, hold and sell shares of the Fund.

You may pay other fees, such as brokerage commissions and other fees to financial intermediaries, which are not reflected in the tables and examples below.

Annual Fund Operating Expenses (ongoing expenses that you pay each year as a percentage of the value of your investments)

Management Fees¹	0.35%
Distribution and Service (12b-1)	None
Other Expenses	0.00%
Total Annual Fund Operating Expenses	0.35%

¹ The investment advisory agreement between BondBloxx ETF Trust (the “Trust”) and BondBloxx Investment Management Corporation (“BIM”) (the “Investment Advisory Agreement”) provides that BIM will pay all operating expenses of the Fund, except the management fees, interest expenses, taxes, expenses incurred with respect to the acquisition and disposition of portfolio securities and the execution of portfolio transactions, including brokerage commissions, distribution fees or expenses, litigation expenses and any extraordinary expenses.

Example.

This Example is intended to help you compare the cost of owning shares of the Fund with the cost of investing in other funds. The Example assumes that you invest \$10,000 in the Fund for the time periods indicated and then sell all of your shares at the end of those periods. The Example also assumes that your investment has a 5% return each year and that the Fund’s operating expenses remain the same. Although your actual costs may be higher or lower, based on these assumptions, your costs would be:

1 Year	3 Years	5 Years	10 Years
\$37	\$121	\$223	\$567

Portfolio Turnover.

The Fund may pay transaction costs, such as commissions, when it buys and sells securities (or “turns over” its portfolio). A higher portfolio turnover rate may indicate higher transaction costs and may result in higher taxes when Fund shares are held in a taxable account. These costs, which are not reflected in the Annual Fund Operating Expenses or in the Example, affect the Fund’s performance. For the period from November 1, 2022 to October 31, 2023, the Fund’s portfolio turnover rate was 32% of the average value of its portfolio.

Principal Investment Strategies

The Fund is non-diversified and seeks to track the investment results of the ICE Diversified US Cash Pay High Yield Financial & REIT Index (the “Index”), which is a rules-based index consisting of U.S. dollar-denominated below investment grade bonds (as determined by ICE Data Indices, LLC or its affiliates (collectively “Index Provider” or “IDI”)) that contains issuers from the financial sector, including the banking, financial services, and insurance sub-sectors, and the REIT sector. The REIT sector is comprised solely of debt issued by real estate investment trusts. Below investment grade bonds are commonly referred to as “junk bonds.” The Index is a modified market value-weighted index with a cap on each issuer of 25% of the market capitalization of the Index. This means that Index constituents are capitalization weighted, based on their current amount outstanding, and then adjusted in accordance with the index methodology detailed below. There is no limit to the number of issues in the Index, but as of December 31, 2023, the Index included approximately 232 constituents. The bonds included in the Index are publicly issued in the United States domestic market. Because the Index is reconstituted and rebalanced monthly, the components of the Index are likely to change over time.

The Index is composed of a subset of bonds in the ICE BofA US Cash Pay High Yield Constrained Index (the “Underlying Index”). The Index components are classified into “large cap” and “small cap” categories. Their weightings are then adjusted based on a capitalization-weighting adjustment formula. See “More Information About the Funds—Index Construction” for more information about the adjustment formula.

As of December 31, 2023, the bonds eligible for inclusion in the Index include U.S. dollar-denominated high yield corporate bonds, currently in a coupon paying period, that are publicly issued in the U.S. domestic market, and that: (i) are issued by companies having “risk exposure” to countries (*i.e.*, issuers that are subject to the risks of one or more of these countries as a result of the principal country of domicile of the issuers (as determined by the Index Provider)) that are members of the FX-G10, which include Australia, Austria, Belgium, Canada, Cyprus, Estonia, Finland, France, Germany, Greece, Ireland, Italy, Japan, Latvia, Lithuania, Luxembourg, Malta, the Netherlands, New Zealand, Norway, Portugal, Slovakia, Slovenia, Spain, Sweden, Switzerland, the U.K. and the U.S. and their respective territories; (ii) have an average rating of below investment grade (ratings from Fitch Ratings, Inc. (“Fitch”), Moody’s Investors Service, Inc. (“Moody’s”) or S&P Global Ratings are considered; if more than one agency provides a rating, the average rating is attached to the bond); (iii) are registered with the SEC, exempt from registration at issuance, or offered pursuant to Rule 144A under the Securities Act of 1933, as amended (the “1933 Act”), with or without registration rights; (iv) have at least \$250 million of outstanding face value; (v) have an original maturity date of at least 18 months at the time of issuance; (vi) have at least one year to maturity as of the rebalancing date; and (vii) are issued by companies that each derive at least 50% of their revenues or profits from the ownership, operation, development, construction, management, financing, leasing or sale of financial or REIT assets. There is no upper limit on the maturity of bonds eligible for inclusion in the Index. For more information regarding the Underlying Index, see “More Information About the Funds—Underlying Index” below.

BIM uses a “passive” or indexing approach to try to achieve the Fund’s investment objective. Unlike many investment companies, the Fund does not try to “outperform” the index it tracks and does not seek temporary defensive positions when markets decline or appear overvalued.

Indexing will eliminate the chance that the Fund will substantially outperform the Index but also may reduce some of the risks of active management, such as poor security selection. Indexing seeks to achieve lower costs and better after-tax performance by aiming to keep portfolio turnover low in comparison to actively managed investment companies.

BIM uses a representative sampling indexing strategy to manage the Fund. “Representative sampling” is an indexing strategy that involves investing in a representative sample of securities that collectively has an investment profile similar to that of an applicable target index that BIM determines to collectively have an investment profile similar to that of the Index. The securities selected are expected to have, in the aggregate, investment characteristics (based on factors such as market value and sector weightings), fundamental characteristics (such as return variability, duration, maturity, credit ratings and yield) and liquidity measures similar to those of an applicable underlying index. The Fund may or may not hold all of the securities in the Index. There may be instances in which BIM may choose to underweight or overweight a security in the Index, purchase securities not in the Index that BIM believes are appropriate to substitute for certain securities in the Index in seeking to replicate as closely as possible, before fees and expenses, the performance of the Index. The Fund may sell securities that are represented in the Index in anticipation of their removal from the Index or purchase securities not represented in the Index in anticipation of their addition to the Index.

Under normal circumstances, the Fund will invest at least 80% of its net assets (plus the amount of any borrowings for investment purposes) in high-yield, below-investment grade bonds denominated in U.S. dollars of issuers in the financial and REIT sector, either directly or indirectly (e.g., through derivatives). Because the Index does not have a minimum percentage in the financial sub-sector or the REIT sector, the Fund also does not have a sector or sub-sector investment minimum; however, the Fund intends to invest at least 15% of its net assets in each of the financial and REIT sectors subject to the Fund's investment objective to track the investment results of its index and the Fund's fundamental investment policy. The Fund may also invest up to 20% of its net assets in certain futures, options and swap contracts, U.S. Treasury obligations, U.S. Government obligations, U.S. agency securities, securities of other registered investment companies, cash and cash equivalents, as well as in securities not included in its Index, but which BIM believes will help the Fund track its Index.

An issuer is considered to be in the financial sector or the REIT sector if it derives at least 50% of its revenues or profits from the ownership, operation, development, construction, management, financing, leasing or sale of financial or REIT assets.

The Fund seeks to track the investment results of the Index before fees and expenses of the Fund.

The Index is sponsored by the Index Provider, which is independent of the Fund and BIM. The Index Provider determines the composition and relative weightings of the bonds in the Index and publishes information regarding the market value of the Index.

Industry Concentration Policy. The Fund will concentrate its investments (*i.e.*, hold 25% or more of its total assets) in a particular industry or group of industries to approximately the same extent that the Index is concentrated. For purposes of this limitation, securities of the U.S. government (including its agencies and instrumentalities), repurchase agreements collateralized by U.S. government securities, and tax-exempt securities of state or municipal governments and their political subdivisions are not considered to be issued by members of any industry. As of December 31, 2023, the Index currently holds 25% or more of its assets in the financial services and REIT sub-sectors.

Summary of Principal Risks

As with any investment, you could lose all or a substantial part of your investment in the Fund, and the Fund's performance could trail that of other investments. The Fund is subject to certain risks, including the principal risks noted below. Any such risk may adversely affect the Fund's net asset value per share ("NAV"), trading price, yield, total return and ability to meet its investment objective.

High Yield Securities Risk. Securities that are rated below investment-grade (sometimes referred to as "junk bonds," which may include those bonds rated below "BBB-" by S&P Global Ratings and Fitch or below "Baa3" by Moody's), or similar securities that are unrated, may be deemed speculative, may involve greater levels of risk than higher-rated securities of similar maturity and may be more likely to default. High-yield debt securities' total return and yield may generally be expected to fluctuate more than the total return and yield of investment-grade debt securities. A real or perceived economic downturn or an increase in market interest rates could cause a decline in the value of high-yield debt securities, result in increased redemptions and/or result in increased portfolio turnover, which could result in a decline in the NAV of the Fund, reduce liquidity for certain investments and/or increase costs. High-yield debt securities are often thinly traded and can be more difficult to sell and value accurately than investment-grade debt securities because there may be no established secondary market. Investments in high-yield debt securities could increase liquidity risk for the fund. In addition, the market for high-yield debt securities could experience sudden and sharp volatility, which is generally associated more with investments in stocks.

Market Trading Risk. The Fund faces numerous market trading risks, including the potential lack of an active market for Fund shares or the Fund's underlying portfolio securities, losses from trading in secondary markets, periods of high volatility and disruptions in the creation/redemption process. ANY OF THESE FACTORS, AMONG OTHERS, MAY LEAD TO THE FUND'S SHARES TRADING AT A PREMIUM OR DISCOUNT TO NAV. Accordingly, if a shareholder purchases Fund shares at a time when the market price is at a premium to the NAV, or sells shares at a time when the market price is at a discount to the NAV, the shareholder may sustain losses.

Index-Related Risk. There is no guarantee that the Fund's investment results will have a high degree of correlation to those of the Index or that the Fund will achieve its investment objective. Market disruptions and regulatory restrictions could have an adverse effect on the Fund's ability to adjust its exposure to the required levels in order to track the Index. Errors in index data, index computations or the construction of the Index in accordance with its methodology may occur from time to time and may not be identified and corrected by the Index Provider for a period of time or at all, which may have an adverse impact on the Fund and its shareholders. Unusual market conditions may cause the Index Provider to postpone a scheduled rebalance, which could cause the Index to vary from its normal or expected composition. In addition, the Index Provider may be subject to business or regulatory changes that impair its ability to continue to operate the Index in its current form.

Tracking Error Risk. The Fund may be subject to tracking error, which is the divergence of the Fund's performance from that of the Index. Tracking error may occur because of differences between the securities and other instruments held in the Fund's portfolio and those included in the Index, pricing differences (including, as applicable, differences between a security's price at the local market close and the Fund's valuation of a security at the time of calculation of the Fund's NAV or differences between the securities prices used to value the Index and those used by the Fund), transaction costs incurred by the Fund, securities lending earnings, the Fund's holding of uninvested cash, differences in timing of the accrual of or the valuation of distributions, the requirements to maintain qualification for treatment as a regulated investment company ("RIC") for U.S. federal income tax purposes, portfolio transactions carried out to minimize the distribution of capital gains to shareholders, acceptance of custom baskets, changes to the Index or the costs to the Fund of complying with various new or existing regulatory requirements, among other reasons. This risk may be heightened during times of increased market volatility or other unusual market conditions. Tracking error also may result because the Fund incurs fees and expenses, while the Index does not. **INDEX-BASED EXCHANGE TRADED FUNDS ("ETFs") THAT TRACK INDICES WITH SIGNIFICANT WEIGHT IN HIGH YIELD SECURITIES MAY EXPERIENCE HIGHER TRACKING ERROR THAN OTHER INDEX ETFs THAT DO NOT TRACK SUCH INDICES.**

Bond Risk. The Fund invests a substantial portion of its assets in U.S. dollar-denominated bonds. A bond is an interest-bearing security typically issued by a corporate or government issuer that has a contractual obligation to pay interest at a stated rate on specific dates and to repay principal (the bond's face value) periodically or on a specified maturity date. Bonds generally are used by corporations and governments to borrow money from investors. An issuer may have the right to redeem or "call" a bond before maturity, in which case the Fund may have to reinvest the proceeds at lower market rates. Similarly, the Fund may have to reinvest interest income or payments received when bonds mature, sometimes at lower market rates. Most bonds bear interest income at a "coupon" rate that is fixed for the life of the bond. The value of a fixed-rate bond usually rises when market interest rates fall, and falls when market interest rates rise. Bonds may be unsecured (backed only by the issuer's general creditworthiness) or secured (backed by specified collateral).

Corporate Bond Risk. The Fund will invest in corporate bonds, which are debt instruments issued by corporations to raise capital. The investment return of corporate bonds reflects interest earned on the security and changes in the market value of the security. The market value of a corporate bond may be affected by changes in the market rate of interest, the credit rating of the corporation, the corporation's performance and perceptions of the corporation in the marketplace. There is a risk that the issuers of the securities may not be able to meet their obligations on interest or principal payments at the time called for by an instrument.

Credit Risk. Debt issuers and other counterparties may be unable or unwilling to make timely interest and/or principal payments when due or otherwise honor their obligations. Changes in an issuer's credit rating or the market's perception of an issuer's creditworthiness may also adversely affect the value of the Fund's investment in that issuer. The degree of credit risk depends on an issuer's or counterparty's financial condition and on the terms of an obligation. The Fund invests in fixed income securities of high yield issuers that may exhibit higher levels of credit risk than other types of fixed income instruments.

Asset Class Risk. Securities and other assets in the Index or in the Fund's portfolio may underperform in comparison to the general financial markets, a particular financial market or other asset classes.

Limited History of Operations Risk. The Fund has a limited history of operations for investors to evaluate. The Fund may not attract sufficient assets to achieve or maximize investment and operational efficiencies and remain viable. If the Fund fails to achieve sufficient scale, it may be liquidated.

Focused Investment Risk. To the extent the Fund invests more heavily in particular sectors, sub-sectors, industries, groups of industries, asset classes, markets, regions, countries, or groups of countries, its performance will be especially sensitive to developments that significantly affect those sectors, sub-sectors, industries, asset classes, markets, regions, or countries. In addition, the value of the Fund's shares may change at different rates compared to the value of shares of a fund with investments in a more diversified mix of sectors, sub-sectors, industries, asset classes, markets, regions, or countries. An individual sector, sub-sector, industry, group of industries, asset-class, market, region, country, or group of countries may outperform the broader market during particular periods, but may do so with considerably greater volatility than the broader market. In addition, the several industries that constitute a sector or sub-sector or the several countries or markets that constitute a region or group of countries may all react similarly to economic, political, regulatory or other market events. The Fund's performance could also be affected if the sectors, sub-sectors, industries, asset classes, markets, regions, or countries do not perform as expected. Alternatively, a lack of exposure to one or more other sectors, sub-sectors, industries, asset classes, markets, regions, or countries may adversely affect performance.

Passive Investment Risk. The Fund is not actively managed, and BIM generally does not attempt to take defensive positions under any market conditions, including declining markets or changing interest rate environments.

Interest Rate Risk. During periods of very low or negative interest rates, the Fund may be unable to maintain positive returns or pay dividends to Fund shareholders. Very low or negative interest rates may magnify interest rate risk. Changing interest rates, including rates that fall below zero, may have unpredictable effects on markets, result in heightened market volatility and detract from the Fund's performance to the extent the Fund is exposed to such interest rates. Additionally, under certain market conditions in which interest rates are low and the market prices for portfolio securities have increased, the Fund may have a very low, or even negative yield. A low or negative yield would cause the Fund to lose money in certain conditions and over certain time periods. Risks associated with rising interest rates are heightened under current market conditions given that the U.S. Federal Reserve has raised interest rates from historically low levels and may continue to raise interest rates. In addition, changes in monetary policy may exacerbate the risks associated with changing interest rates. An increase in interest rates will generally cause the value of securities held by the Fund to decline, may lead to heightened volatility in the fixed-income markets and may adversely affect the liquidity of certain fixed-income investments, including those held by the Fund. The historically low interest rate environment in recent years heightens the risks associated with rising interest rates.

Income Risk. The Fund's income may decline if interest rates fall. This decline in income can occur because the Fund may subsequently invest in lower-yielding bonds as bonds in its portfolio mature, are near maturity or are called, bonds in the Index are substituted, or the Fund otherwise needs to purchase additional bonds.

Call Risk. During periods of falling interest rates, an issuer of a callable bond held by the Fund may "call" or repay the security prior to its stated maturity, and the Fund may have to reinvest the proceeds in securities with lower interest rates, which would result in a decline in the Fund's income, or in securities with greater risks or with other less favorable features.

Inflation Risk. Inflation is a sustained rise in overall price levels. Moderate inflation is associated with economic growth, while high inflation can signal an overheated economy. Inflation risk is the risk that the value of assets or income from investments will be less in the future as inflation decreases the value of money (i.e., as inflation increases, the values of the Fund's assets can decline). Inflation poses a "stealth" threat to investors because it reduces savings and investment returns. Central banks, such as the U.S. Federal Reserve, generally attempt to control inflation by regulating the pace of economic activity. They typically attempt to affect economic activity by raising and lowering short-term interest rates. At times, governments may attempt to manage inflation through fiscal policy, such as by raising taxes or reducing spending, thereby reducing economic activity; conversely, governments can attempt to combat deflation with tax cuts and increased spending designed to stimulate economic activity. Inflation rates may change frequently and significantly as a result of various factors, including unexpected shifts in the domestic or global economy and changes in economic policies, and the Fund's investments may not keep pace with inflation, which may result in losses to Fund shareholders. This risk is greater for fixed-income instruments with longer maturities.

Market Risk. The Fund could lose money over short periods due to short-term market movements and over longer periods during more prolonged market downturns. Local, regional or global events such as war, acts of terrorism, the spread of infectious illness or other public health issues, recessions, the advent of significant inflation, or other events could have a significant impact on the Fund and its investments and could result in increased premiums or discounts to the Fund's NAV.

Financial Sector Risk. The financial sector consists of numerous sub-sectors, including the banking, financial services, insurance and REIT sub-sectors. Companies in the financial sector of an economy are subject to extensive governmental regulation and intervention, which may adversely affect the scope of their activities, the prices they can charge, the amount of capital they must maintain and, potentially, their size. The extent to which the Fund may invest in a company that engages in securities-related activities or banking is limited by applicable law. Governmental regulation may change frequently and may have significant adverse consequences for companies in the financial sector, including effects not intended by such regulation. Companies in the financial sector may also be adversely affected by increases in interest rates and loan losses, decreases in the availability of money or asset valuations, credit rating downgrades and adverse conditions in other related markets. Insurance companies, in particular, may be subject to severe price competition and/or rate regulation, which may have an adverse impact on their profitability. The financial sector is particularly sensitive to fluctuations in interest rates. The financial sector is also a target for cyberattacks, and may experience technology malfunctions and disruptions. In recent years, cyberattacks and technology malfunctions and failures have become increasingly frequent in this sector and have reportedly caused losses to companies in this sector, which may negatively impact the Fund.

Banking Sub-Sector Risk. Banking and financial services companies are subject to extensive regulation. Recently enacted legislation in the U.S. has relaxed capital requirements and other regulatory burdens on certain U.S. banks. While the effect of the legislation may benefit certain companies in the banking sub-sector, increased risk taking by affected banks may also result in greater overall risk in the U.S. and global financial sector. The impact of changes in capital requirements, or recent or future regulation in various countries, on any individual financial company or on the banking sub-sector as a whole cannot be predicted. Certain risks may impact the value of investments in the banking sub-sector more severely than those of investments outside this sub-sector, including the risks associated with companies that operate with substantial financial leverage.

Insurance Sub-Sector Risk. The insurance sub-sector is subject to extensive government regulation in some countries and can be significantly affected by changes in interest rates, general economic conditions, price and marketing competition, the imposition of premium rate caps or other changes in government regulation or tax law. Different segments of the insurance sub-sector can be significantly affected by changes in mortality and morbidity rates, environmental clean-up costs and catastrophic events such as earthquakes, hurricanes and terrorist acts.

Real Estate and REIT Sub-Sector Risk. Investments in real estate related securities are subject to the risk that the value of the real estate underlying the securities will go down. Investments in REITs involve unique risks. REITs may have limited financial resources, may trade less frequently and in limited volume, and may be more volatile than other securities. REITs may fail to qualify for the favorable tax treatment available to REITs or may fail to maintain their exemptions from investment company registration. Securities of such issuers may lack sufficient market liquidity to enable the Fund to effect sales at an advantageous time or without a substantial drop in price. Additionally, rising interest rates may cause REIT investors to demand a higher annual yield, which may, in turn, cause a decline in the market price of the equity securities issued by a REIT. Some REITs may utilize leverage, which increases investment risk and may potentially increase the Fund's losses.

Issuer Risk. The performance of the Fund depends on the performance of individual securities to which the Fund has exposure. The Fund may be adversely affected if an issuer of underlying securities held by the Fund is unable or unwilling to repay principal or interest when due. Changes in the financial condition or credit rating of an issuer of those securities may cause the value of the securities to decline.

Geographic Risk. A natural disaster could occur in a geographic region in which the Fund invests, which could adversely affect the economy or the business operations of companies in the specific geographic region, causing an adverse impact on the Fund's investments in, or which are exposed to, the affected region.

Risk of Investing in the United States. Certain changes in the U.S. economy, such as when the U.S. economy weakens or when its financial markets decline, may have an adverse effect on the securities to which the Fund has exposure.

Infectious Illness Risk. A widespread outbreak of an infectious illness, such as the COVID-19 pandemic, may result in travel restrictions, disruption of healthcare services, prolonged quarantines, cancellations, supply chain disruptions, business closures, lower consumer demand, layoffs, ratings downgrades, defaults and other significant economic, social and political impacts. Markets may experience temporary closures, extreme volatility, severe losses, reduced liquidity and increased trading costs. Such events may adversely affect the Fund and its investments and may impact the Fund's ability to purchase or sell securities or cause elevated tracking error and increased premiums or discounts to the Fund's NAV. Despite the development of vaccines, the duration of the COVID-19 pandemic and its effects cannot be predicted with certainty.

Concentration Risk. The Fund may be susceptible to an increased risk of loss, including losses due to adverse events that affect the Fund's investments more than the market as a whole, to the extent that the Fund's investments are concentrated in the securities and/or other assets of a particular issuer or issuers, sector, sub-sector, market segment, market, industry, group of industries, country, group of countries, region or asset class.

Non-Diversification Risk. The Fund is classified as a "non-diversified" fund under the Investment Company Act of 1940, as amended. Accordingly, the Fund may invest a greater portion of its assets in the securities of a single issuer than if it were a "diversified" fund. To the extent that the Fund invests a higher percentage of its assets in the securities of a single issuer, the Fund is subject to a higher degree of risk associated with and developments affecting that issuer than a fund that invests more widely.

Illiquid Investments Risk. The Fund may invest up to an aggregate amount of 15% of its net assets in illiquid investments. An illiquid investment is any investment that the Fund reasonably expects cannot be sold or disposed of in current market conditions in seven calendar days or less without significantly changing the market value of the investment. To the extent the Fund holds illiquid investments, the illiquid investments may reduce the returns of the Fund because the Fund may be unable to transact at advantageous times or prices. During periods of market volatility, liquidity in the market for the Fund's shares may be impacted by the liquidity in the market for the underlying securities or instruments held by the Fund, which could lead to the Fund's shares trading at a premium or discount to the Fund's NAV. The high yield securities in which the Fund invests may experience greater liquidity challenges than other types of securities during periods of market stress.

Privately Issued Securities Risk. The Fund may invest in privately issued securities, including those that are normally purchased pursuant to Rule 144A or Regulation S promulgated under the 1933 Act. Privately issued securities are securities that have not been registered under the 1933 Act and as a result may be subject to legal restrictions on resale. Privately issued securities are generally not traded on established markets. As a result of the absence of a public trading market, privately issued securities may be deemed to be illiquid investments, may be more difficult to value than publicly traded securities and may be subject to wide fluctuations in value. Delay or difficulty in selling such securities may result in a loss to the Fund.

Authorized Participant Concentration Risk. Only an Authorized Participant (as defined in the *Creations and Redemptions* section of this Prospectus) may engage in creation or redemption transactions directly with the Fund, and Authorized Participants are not obligated to engage in creation and/or redemption transactions. The Fund has a limited number of institutions that may act as Authorized Participants on an agency basis (*i.e.*, on behalf of other market participants). To the extent that Authorized Participants exit the business or are unable or unwilling to proceed with creation or redemption orders with respect to the Fund and no other Authorized Participant is willing or able to step forward to create or redeem, Fund shares may be more likely to trade at a premium or discount to NAV and possibly face trading halts or delisting.

Exchange-Traded Fund and Other Investment Company Risk. The Fund may invest in shares of other investment companies and ETFs. Shareholders bear both their proportionate share of the Fund's expenses and similar expenses of the underlying investment company or ETF when the Fund invests in shares of another investment company or ETF. The Fund is subject to the risks associated with the ETF or investment company's investments. The price and movement of an ETF designed to track an index may not track the index and may result in a loss. In addition, ETFs may trade at a price above (premium) or below (discount) their net asset value, especially during periods of significant market volatility or stress, causing investors to pay significantly more or less than the value of the ETF's underlying portfolio. Certain ETFs traded on exchanges may be thinly traded and experience large spreads between the "ask" price quoted by a seller and the "bid" price offered by a buyer.

Management Risk. Because BIM uses a representative sampling indexing strategy, the Fund may not be able to fully replicate the Index and may hold securities not included in the Index. As a result, the Fund is subject to the risk that BIM's investment strategy, the implementation of which is subject to a number of constraints, may not produce the intended results.

Operational Risk. The Fund is exposed to operational risks arising from a number of factors, including, but not limited to, human error, processing and communication errors, errors of the Fund's service providers, Authorized Participants, market makers, counterparties or other third-parties, failed or inadequate processes and computer, technology or systems failures. The Fund and BIM seek to reduce these operational risks through controls and procedures. However, these measures do not address every possible risk and may be inadequate to address significant operational risks.

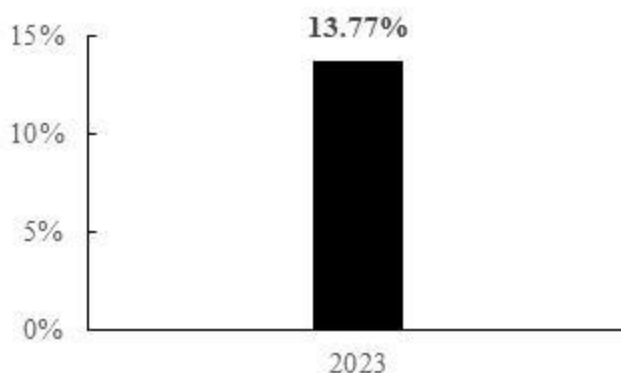
Valuation Risk. The price the Fund could receive upon the sale of a security or other asset may differ from the Fund's valuation of the security or other asset and from the value used by the Index, particularly for securities or other assets that trade in low volume or volatile markets or that are valued using a fair value methodology as a result of trade suspensions or for other reasons. In addition, the value of the securities or other assets in the Fund's portfolio may change on days or during time periods when shareholders will not be able to purchase or sell the Fund's shares. Authorized Participants who purchase or redeem Fund shares on days when the Fund is holding fair-valued securities may receive fewer or more shares, or lower or higher redemption proceeds, than they would have received had the Fund not fair-valued securities or used a different valuation methodology. The Fund's ability to value investments may be impacted by a lack of current market prices, technological issues or errors by pricing services or other third-party service providers.

Cybersecurity Risk. Failures or breaches of the electronic or computer systems of the Fund, BIM, the Fund's distributor, the Index Provider and other service providers, market makers, Authorized Participants or the issuers of securities in which the Fund invests have the ability to cause disruptions, negatively impact the Fund's business operations and/or potentially result in financial losses to the Fund and its shareholders. While the Fund has established business continuity plans and risk management systems seeking to address system breaches or failures, there are inherent limitations in such plans and systems. Furthermore, the Fund cannot control the cybersecurity plans and systems of the Index Provider and other service providers, market makers, Authorized Participants or issuers of securities in which the Fund invests.

Performance Information

The following performance information provides some indication of the risks of investing in the Fund. The bar chart shows the performance of the Fund's shares for each full calendar year since the Fund's inception. The table below shows how the average annual total returns of the Fund's shares for the periods shown compare to those of a broad-based securities market index. The Fund's past performance (before and after taxes) is not necessarily an indication of how the Fund will perform in the future. Updated performance information, including the Fund's current NAV, may be obtained by visiting our website at www.bondbloxxetf.com or by calling (800) 896-5089 (toll free).

Annual Total Returns (%) as of December 31, 2023



The Fund's best and worst calendar quarters
Best Quarter: 7.79% (December 31, 2023)
Worst Quarter: -10.08% (June 30, 2022)

AVERAGE ANNUAL TOTAL RETURNS

(for the period ended December 31, 2023)

	<u>1 Year</u>	<u>Since Inception (02/15/2022)</u>
Return Before Taxes	13.77%	2.82%
ICE Diversified US Cash Pay High Yield Financial & REIT Index <i>(reflects no deduction for fees, expenses, or taxes)</i>	14.38%	3.37%

Management

Investment Adviser. BondBloxx Investment Management Corporation.

Portfolio Managers. Elya Schwartzman and Daniel Goldman (the “Portfolio Managers”) are primarily responsible for the day-to-day management of the Fund. Mr. Schwartzman has been a fixed income Portfolio Manager of the Fund since the Fund’s inception. Mr. Goldman has been a fixed income Portfolio Manager of the Fund since February 2024.

Purchase and Sale of Fund Shares

The Fund is an ETF. Individual shares of the Fund may only be bought and sold in the secondary market through a broker-dealer at a market price. When you buy or sell shares of the Fund, you may be required to pay a brokerage commission, and you may experience tax consequences, including gains or losses, in connection with these transactions. Because ETF shares trade at market prices rather than at NAV, shares may trade at a price greater than NAV (a premium) or less than NAV (a discount). An investor may incur costs attributable to the difference between the highest price a buyer is willing to pay to purchase shares of the Fund (bid) and the lowest price a seller is willing to accept for shares of the Fund (ask) when buying or selling shares in the secondary market (the “bid-ask spread”). Recent information regarding the Fund’s NAV, market price, premiums and discounts, and bid-ask spreads is available at www.bondbloxxetf.com. Further, the website will disclose the Fund’s median bid-ask spread over the most recent thirty calendar days.

Tax Information

The Fund intends to make distributions that may be taxable to you as ordinary income or capital gains, unless you are investing through a tax-deferred arrangement such as a 401(k) plan or an individual retirement account, in which case, your distributions generally will be taxed when withdrawn.

Payments to Broker-Dealers and Other Financial Intermediaries

If you purchase shares of the Fund through a broker-dealer or other financial intermediary (such as a bank), BIM or other related companies have in the past and could in the future pay the intermediary for marketing activities and presentations, educational training programs, conferences, the development of technology platforms and reporting systems or other services related to the sale or promotion of the Fund. These payments may create a conflict of interest by influencing the broker-dealer or other intermediary and your salesperson to recommend the Fund over another investment. Ask your salesperson or visit your financial intermediary’s website for more information.

BONDBLOXX USD HIGH YIELD BOND ENERGY SECTOR ETF

Investment Objective

The BondBloxx USD High Yield Bond Energy Sector ETF (the “Fund”) seeks to track the investment results of an index composed of U.S. dollar-denominated, high yield corporate bonds in the **energy** sector.

Fees and Expenses

The following table describes the fees and expenses that you will incur if you buy, hold and sell shares of the Fund.

You may pay other fees, such as brokerage commissions and other fees to financial intermediaries, which are not reflected in the tables and examples below.

Annual Fund Operating Expenses (ongoing expenses that you pay each year as a percentage of the value of your investments)

Management Fees¹	0.35%
Distribution and Service (12b-1)	None
Other Expenses	0.00%
Total Annual Fund Operating Expenses	0.35%

¹ The investment advisory agreement between BondBloxx ETF Trust (the “Trust”) and BondBloxx Investment Management Corporation (“BIM”) (the “Investment Advisory Agreement”) provides that BIM will pay all operating expenses of the Fund, except the management fees, interest expenses, taxes, expenses incurred with respect to the acquisition and disposition of portfolio securities and the execution of portfolio transactions, including brokerage commissions, distribution fees or expenses, litigation expenses and any extraordinary expenses.

Example.

This Example is intended to help you compare the cost of owning shares of the Fund with the cost of investing in other funds. The Example assumes that you invest \$10,000 in the Fund for the time periods indicated and then sell all of your shares at the end of those periods. The Example also assumes that your investment has a 5% return each year and that the Fund’s operating expenses remain the same. Although your actual costs may be higher or lower, based on these assumptions, your costs would be:

1 Year	3 Years	5 Years	10 Years
\$37	\$121	\$223	\$567

Portfolio Turnover.

The Fund may pay transaction costs, such as commissions, when it buys and sells securities (or “turns over” its portfolio). A higher portfolio turnover rate may indicate higher transaction costs and may result in higher taxes when Fund shares are held in a taxable account. These costs, which are not reflected in the Annual Fund Operating Expenses or in the Example, affect the Fund’s performance. For the period from November 1, 2022 to October 31, 2023, the Fund’s portfolio turnover rate was 37% of the average value of its portfolio.

Principal Investment Strategies

The Fund is non-diversified and seeks to track the investment results of the ICE Diversified US Cash Pay High Yield Energy Index (the “Index”), which is a rules-based index consisting of U.S. dollar-denominated below investment grade bonds (as determined by ICE Data Indices, LLC or its affiliates (collectively “Index Provider” or “IDI”)) that contains issuers from the energy sector, including the exploration & production, gas distribution, oil field equipment & services, and oil refining & marketing sub-sectors. Below investment grade bonds are commonly referred to as “junk bonds.” The Index is a modified market value-weighted index with a cap on each issuer of 25% of the market capitalization of the Index. This means that Index constituents are capitalization weighted, based on their current amount outstanding, and then adjusted in accordance with the index methodology detailed below. There is no limit to the number of issues in the Index, but as of December 31, 2023, the Index included approximately 237 constituents. The bonds included in the Index are publicly issued in the United States domestic market. Because the Index is reconstituted and rebalanced monthly, the components of the Index are likely to change over time.

The Index is composed of a subset of bonds in the ICE BofA US Cash Pay High Yield Constrained Index (the “Underlying Index”). The Index components are classified into “large cap” and “small cap” categories. Their weightings are then adjusted based on a capitalization-weighting adjustment formula. See “More Information About the Funds—Index Construction” for more information about the adjustment formula.

As of December 31, 2023, the bonds eligible for inclusion in the Index include U.S. dollar-denominated high yield corporate bonds, currently in a coupon paying period, that are publicly issued in the U.S. domestic market, and that: (i) are issued by companies having “risk exposure” to countries (*i.e.*, issuers that are subject to the risks of one or more of these countries as a result of the principal country of domicile of the issuers (as determined by the Index Provider)) that are members of the FX-G10, which include Australia, Austria, Belgium, Canada, Cyprus, Estonia, Finland, France, Germany, Greece, Ireland, Italy, Japan, Latvia, Lithuania, Luxembourg, Malta, the Netherlands, New Zealand, Norway, Portugal, Slovakia, Slovenia, Spain, Sweden, Switzerland, the U.K. and the U.S. and their respective territories; (ii) have an average rating of below investment grade (ratings from Fitch Ratings, Inc. (“Fitch”), Moody’s Investors Service, Inc. (“Moody’s”) or S&P Global Ratings are considered; if more than one agency provides a rating, the average rating is attached to the bond); (iii) are registered with the SEC, exempt from registration at issuance, or offered pursuant to Rule 144A under the Securities Act of 1933, as amended (the “1933 Act”), with or without registration rights; (iv) have at least \$250 million of outstanding face value; (v) have an original maturity date of at least 18 months at the time of issuance; (vi) have at least one year to maturity as of the rebalancing date; and (vii) are issued by companies that each derive at least 50% of their revenues or profits from the ownership, operation, development, construction, management, financing, leasing or sale of energy assets. There is no upper limit on the maturity of bonds eligible for inclusion in the Index. For more information regarding the Underlying Index, see “More Information About the Funds—Underlying Index” below.

BIM uses a “passive” or indexing approach to try to achieve the Fund’s investment objective. Unlike many investment companies, the Fund does not try to “outperform” the index it tracks and does not seek temporary defensive positions when markets decline or appear overvalued.

Indexing will eliminate the chance that the Fund will substantially outperform the Index but also may reduce some of the risks of active management, such as poor security selection. Indexing seeks to achieve lower costs and better after-tax performance by aiming to keep portfolio turnover low in comparison to actively managed investment companies.

BIM uses a representative sampling indexing strategy to manage the Fund. “Representative sampling” is an indexing strategy that involves investing in a representative sample of securities that collectively has an investment profile similar to that of an applicable target index that BIM determines to collectively have an investment profile similar to that of the Index. The securities selected are expected to have, in the aggregate, investment characteristics (based on factors such as market value and sector weightings), fundamental characteristics (such as return variability, duration, maturity, credit ratings and yield) and liquidity measures similar to those of an applicable underlying index. The Fund may or may not hold all of the securities in the Index. There may be instances in which BIM may choose to underweight or overweight a security in the Index, purchase securities not in the Index that BIM believes are appropriate to substitute for certain securities in the Index in seeking to replicate as closely as possible, before fees and expenses, the performance of the Index. The Fund may sell securities that are represented in the Index in anticipation of their removal from the Index or purchase securities not represented in the Index in anticipation of their addition to the Index.

Under normal circumstances, the Fund will invest at least 80% of its net assets (plus the amount of any borrowings for investment purposes) in high-yield, below-investment grade bonds denominated in U.S. dollars of issuers in the energy sector, either directly or indirectly (e.g., through derivatives). The Fund may also invest up to 20% of its net assets in certain futures, options and swap contracts, U.S. Treasury obligations, U.S. Government obligations, U.S. agency securities, securities of other registered investment companies, cash and cash equivalents, as well as in securities not included in its Index, but which BIM believes will help the Fund track its Index.

An issuer is considered to be in the energy sector if it derives at least 50% of its revenues or profits from the ownership, operation, development, construction, management, financing, leasing or sale of energy assets.

The Fund seeks to track the investment results of the Index before fees and expenses of the Fund.

The Index is sponsored by the Index Provider, which is independent of the Fund and BIM. The Index Provider determines the composition and relative weightings of the bonds in the Index and publishes information regarding the market value of the Index.

Industry Concentration Policy. The Fund will concentrate its investments (*i.e.*, hold 25% or more of its total assets) in a particular industry or group of industries to approximately the same extent that the Index is concentrated. For purposes of this limitation, securities of the U.S. government (including its agencies and instrumentalities), repurchase agreements collateralized by U.S. government securities, and tax-exempt securities of state or municipal governments and their political subdivisions are not considered to be issued by members of any industry. As of December 31, 2023, the Index currently holds 25% or more of its assets in the energy sub-sector.

Summary of Principal Risks

As with any investment, you could lose all or a substantial part of your investment in the Fund, and the Fund's performance could trail that of other investments. The Fund is subject to certain risks, including the principal risks noted below. Any such risk may adversely affect the Fund's net asset value per share ("NAV"), trading price, yield, total return and ability to meet its investment objective.

High Yield Securities Risk. Securities that are rated below investment-grade (sometimes referred to as "junk bonds," which may include those bonds rated below "BBB-" by S&P Global Ratings and Fitch or below "Baa3" by Moody's), or similar securities that are unrated, may be deemed speculative, may involve greater levels of risk than higher-rated securities of similar maturity and may be more likely to default. High-yield debt securities' total return and yield may generally be expected to fluctuate more than the total return and yield of investment-grade debt securities. A real or perceived economic downturn or an increase in market interest rates could cause a decline in the value of high-yield debt securities, result in increased redemptions and/or result in increased portfolio turnover, which could result in a decline in the NAV of the Fund, reduce liquidity for certain investments and/or increase costs. High-yield debt securities are often thinly traded and can be more difficult to sell and value accurately than investment-grade debt securities because there may be no established secondary market. Investments in high-yield debt securities could increase liquidity risk for the fund. In addition, the market for high-yield debt securities could experience sudden and sharp volatility, which is generally associated more with investments in stocks.

Market Trading Risk. The Fund faces numerous market trading risks, including the potential lack of an active market for Fund shares or the Fund's underlying portfolio securities, losses from trading in secondary markets, periods of high volatility and disruptions in the creation/redemption process. ANY OF THESE FACTORS, AMONG OTHERS, MAY LEAD TO THE FUND'S SHARES TRADING AT A PREMIUM OR DISCOUNT TO NAV. Accordingly, if a shareholder purchases Fund shares at a time when the market price is at a premium to the NAV, or sells shares at a time when the market price is at a discount to the NAV, the shareholder may sustain losses.

Index-Related Risk. There is no guarantee that the Fund's investment results will have a high degree of correlation to those of the Index or that the Fund will achieve its investment objective. Market disruptions and regulatory restrictions could have an adverse effect on the Fund's ability to adjust its exposure to the required levels in order to track the Index. Errors in index data, index computations or the construction of the Index in accordance with its methodology may occur from time to time and may not be identified and corrected by the Index Provider for a period of time or at all, which may have an adverse impact on the Fund and its shareholders. Unusual market conditions may cause the

Index Provider to postpone a scheduled rebalance, which could cause the Index to vary from its normal or expected composition. In addition, the Index Provider may be subject to business or regulatory changes that impair its ability to continue to operate the Index in its current form.

Tracking Error Risk. The Fund may be subject to tracking error, which is the divergence of the Fund's performance from that of the Index. Tracking error may occur because of differences between the securities and other instruments held in the Fund's portfolio and those included in the Index, pricing differences (including, as applicable, differences between a security's price at the local market close and the Fund's valuation of a security at the time of calculation of the Fund's NAV or differences between the securities prices used to value the Index and those used by the Fund), transaction costs incurred by the Fund, securities lending earnings, the Fund's holding of uninvested cash, differences in timing of the accrual of or the valuation of distributions, the requirements to maintain qualification for treatment as a regulated investment company ("RIC") for U.S. federal income tax purposes, portfolio transactions carried out to minimize the distribution of capital gains to shareholders, acceptance of custom baskets, changes to the Index or the costs to the Fund of complying with various new or existing regulatory requirements, among other reasons. This risk may be heightened during times of increased market volatility or other unusual market conditions. Tracking error also may result because the Fund incurs fees and expenses, while the Index does not. **INDEX-BASED EXCHANGE TRADED FUNDS ("ETFs") THAT TRACK INDICES WITH SIGNIFICANT WEIGHT IN HIGH YIELD SECURITIES MAY EXPERIENCE HIGHER TRACKING ERROR THAN OTHER INDEX ETFs THAT DO NOT TRACK SUCH INDICES.**

Bond Risk. The Fund invests a substantial portion of its assets in U.S. dollar-denominated bonds. A bond is an interest-bearing security typically issued by a corporate or government issuer that has a contractual obligation to pay interest at a stated rate on specific dates and to repay principal (the bond's face value) periodically or on a specified maturity date. Bonds generally are used by corporations and governments to borrow money from investors. An issuer may have the right to redeem or "call" a bond before maturity, in which case the Fund may have to reinvest the proceeds at lower market rates. Similarly, the Fund may have to reinvest interest income or payments received when bonds mature, sometimes at lower market rates. Most bonds bear interest income at a "coupon" rate that is fixed for the life of the bond. The value of a fixed-rate bond usually rises when market interest rates fall, and falls when market interest rates rise. Bonds may be unsecured (backed only by the issuer's general creditworthiness) or secured (backed by specified collateral).

Corporate Bond Risk. The Fund will invest in corporate bonds, which are debt instruments issued by corporations to raise capital. The investment return of corporate bonds reflects interest earned on the security and changes in the market value of the security. The market value of a corporate bond may be affected by changes in the market rate of interest, the credit rating of the corporation, the corporation's performance and perceptions of the corporation in the marketplace. There is a risk that the issuers of the securities may not be able to meet their obligations on interest or principal payments at the time called for by an instrument.

Credit Risk. Debt issuers and other counterparties may be unable or unwilling to make timely interest and/or principal payments when due or otherwise honor their obligations. Changes in an issuer's credit rating or the market's perception of an issuer's creditworthiness may also adversely affect the value of the Fund's investment in that issuer. The degree of credit risk depends on an issuer's or counterparty's financial condition and on the terms of an obligation. The Fund invests in fixed income securities of high yield issuers that may exhibit higher levels of credit risk than other types of fixed income instruments.

Asset Class Risk. Securities and other assets in the Index or in the Fund's portfolio may underperform in comparison to the general financial markets, a particular financial market or other asset classes.

Limited History of Operations Risk. The Fund has a limited history of operations for investors to evaluate. The Fund may not attract sufficient assets to achieve or maximize investment and operational efficiencies and remain viable. If the Fund fails to achieve sufficient scale, it may be liquidated.

Focused Investment Risk. To the extent the Fund invests more heavily in particular sectors, sub-sectors, industries, groups of industries, asset classes, markets, regions, countries, or groups of countries, its performance will be especially sensitive to developments that significantly affect those sectors, sub-sectors, industries, asset classes, markets, regions, or countries. In addition, the value of the Fund's shares may change at different rates compared to

the value of shares of a fund with investments in a more diversified mix of sectors, sub-sectors, industries, asset classes, markets, regions, or countries. An individual sector, sub-sector, industry, group of industries, asset-class, market, region, country, or group of countries may outperform the broader market during particular periods, but may do so with considerably greater volatility than the broader market. In addition, the several industries that constitute a sector or sub-sector or the several countries or markets that constitute a region or group of countries may all react similarly to economic, political, regulatory or other market events. The Fund's performance could also be affected if the sectors, sub-sectors, industries, asset classes, markets, regions, or countries do not perform as expected. Alternatively, a lack of exposure to one or more other sectors, sub-sectors, industries, asset classes, markets, regions, or countries may adversely affect performance.

Passive Investment Risk. The Fund is not actively managed, and BIM generally does not attempt to take defensive positions under any market conditions, including declining markets or changing interest rate environments.

Interest Rate Risk. During periods of very low or negative interest rates, the Fund may be unable to maintain positive returns or pay dividends to Fund shareholders. Very low or negative interest rates may magnify interest rate risk. Changing interest rates, including rates that fall below zero, may have unpredictable effects on markets, result in heightened market volatility and detract from the Fund's performance to the extent the Fund is exposed to such interest rates. Additionally, under certain market conditions in which interest rates are low and the market prices for portfolio securities have increased, the Fund may have a very low, or even negative yield. A low or negative yield would cause the Fund to lose money in certain conditions and over certain time periods. Risks associated with rising interest rates are heightened under current market conditions given that the U.S. Federal Reserve has raised interest rates from historically low levels and may continue to raise interest rates. In addition, changes in monetary policy may exacerbate the risks associated with changing interest rates. An increase in interest rates will generally cause the value of securities held by the Fund to decline, may lead to heightened volatility in the fixed-income markets and may adversely affect the liquidity of certain fixed-income investments, including those held by the Fund. The historically low interest rate environment in recent years heightens the risks associated with rising interest rates.

Income Risk. The Fund's income may decline if interest rates fall. This decline in income can occur because the Fund may subsequently invest in lower-yielding bonds as bonds in its portfolio mature, are near maturity or are called, bonds in the Index are substituted, or the Fund otherwise needs to purchase additional bonds.

Call Risk. During periods of falling interest rates, an issuer of a callable bond held by the Fund may "call" or repay the security prior to its stated maturity, and the Fund may have to reinvest the proceeds in securities with lower interest rates, which would result in a decline in the Fund's income, or in securities with greater risks or with other less favorable features.

Inflation Risk. Inflation is a sustained rise in overall price levels. Moderate inflation is associated with economic growth, while high inflation can signal an overheated economy. Inflation risk is the risk that the value of assets or income from investments will be less in the future as inflation decreases the value of money (i.e., as inflation increases, the values of the Fund's assets can decline). Inflation poses a "stealth" threat to investors because it reduces savings and investment returns. Central banks, such as the U.S. Federal Reserve, generally attempt to control inflation by regulating the pace of economic activity. They typically attempt to affect economic activity by raising and lowering short-term interest rates. At times, governments may attempt to manage inflation through fiscal policy, such as by raising taxes or reducing spending, thereby reducing economic activity; conversely, governments can attempt to combat deflation with tax cuts and increased spending designed to stimulate economic activity. Inflation rates may change frequently and significantly as a result of various factors, including unexpected shifts in the domestic or global economy and changes in economic policies, and the Fund's investments may not keep pace with inflation, which may result in losses to Fund shareholders. This risk is greater for fixed-income instruments with longer maturities.

Market Risk. The Fund could lose money over short periods due to short-term market movements and over longer periods during more prolonged market downturns. Local, regional or global events such as war, acts of terrorism, the spread of infectious illness or other public health issues, recessions, the advent of significant inflation, or other events could have a significant impact on the Fund and its investments and could result in increased premiums or discounts to the Fund's NAV.

Energy Sector Risk. The energy sector consists of a number of sub-sectors, including the exploration & production, gas distribution, oil field equipment & services, and oil refining & marketing sub-sectors. The market value of securities in the energy sector may decline for many reasons, including, among others, changes in energy prices, energy supply and demand, geopolitical instability, government regulations and energy conservation efforts. The energy sector has recently experienced increased volatility. In particular, there has been significant market volatility in the crude oil markets as well as the oil futures markets, which resulted in the market price of certain crude oil futures contract falling below zero for a period of time.

Oil and Gas Sub-Sector Risk. Companies in the oil and gas sub-sector are strongly affected by the levels and volatility of global energy prices, oil and gas supply and demand, government regulations and policies, oil and gas production and conservation efforts and technological change. The oil and gas sub-sector is cyclical and from time to time may experience a shortage of drilling rigs, equipment, supplies or qualified personnel, or due to significant demand, such services may not be available on commercially reasonable terms. Prices and supplies of oil and gas may fluctuate significantly over short and long periods of time due to national and international political changes, OPEC policies, changes in relationships among OPEC members and between OPEC and oil-importing nations, the regulatory environment, taxation policies, and the economies of key energy-consuming countries. Disruptions in the oil and gas sub-sector or shifts in energy consumption may significantly impact companies in this sub-sector.

Exploration & Production Sub-Sector Risk. Financial results of companies in the exploration and production sub-sector correlate closely to the prices they obtain for their products, such as oil, natural gas, and their chemical products. These prices have historically fluctuated wildly, and if prices decline, these companies' operations, financial condition, cash flows, expenditure levels and quantity of estimated proved reserves attributable to their properties may be materially and adversely affected. Prices are set by global and local market forces not in these companies' control. In addition, activities in this sub-sector are subject to risks outside the companies' control, including the risk that drilling will not result in commercially viable oil or natural gas production. Exploration is inherently risky and subject to delays, misinterpretation of geologic or engineering data, unexpected geologic conditions or finding reserves of disappointing quality or quantity, which may result in significant losses.

Gas Distribution Sub-Sector Risk. Companies in the gas distribution sub-sector are generally highly dependent on companies in the exploration and production sub-sector, which means that material adverse impacts on the exploration and production sub-sector may have material adverse effects on companies in the gas distribution sub-sector. Lower prices of oil or natural gas could have a material adverse effect on these companies' business, operating results, financial condition or ability to make distributions to investors, such as the Fund. The gas distribution sub-sector is highly competitive, with a large number of competitors, and companies' customers may seek to compete with companies in this sub-sector.

Oil Field Equipment & Services Sub-Sector Risk. Companies in the oil field equipment and services sub-sector are highly dependent on activity levels on the oil and gas industry, which is significantly affected by volatile oil and gas prices, and other factors. This includes activity levels in offshore areas worldwide. Prolonged reductions in oil and natural gas prices could depress the immediate levels of exploration, development and production activity. Perceptions of longer-term lower oil and natural gas prices by oil and gas companies could similarly reduce or defer major expenditures given the long-term nature of many large-scale development projects. Lower levels of activity result in a corresponding decline in the demand for these companies' services, which could have a material adverse effect on revenue and profitability. Oil and gas prices and market expectations of potential changes in these prices significantly affect this level of activity. However, increases in near-term commodity prices do not necessarily translate into increased offshore drilling activity since customers' expectations of longer-term future commodity prices typically have a greater impact on demand for rigs. Consistent with this dynamic, customers may delay or cancel many exploration and development programs, resulting in reduced demand for services. Also, increased competition for customers' drilling budgets could come from, among other areas, land-based energy markets worldwide. The availability of quality drilling prospects, exploration success, relative production costs, the stage of reservoir development and political and regulatory environments also affect customers' drilling campaigns. Worldwide military, political and economic events have often contributed to oil and gas price volatility and are likely to do so in the future.

Oil Refining & Marketing Sub-Sector Risk. Business closings and layoffs in the markets in which a company in the oil refining and marketing sub-sector operates may adversely affect demand for refined products. Sustained deterioration of general economic conditions or persistent weak demand levels could require additional actions on a company's part to lower its operating costs, including temporarily or permanently ceasing to operate units at its facilities.

These companies' revenues, profitability, cash flows and liquidity from operations depend primarily on the margin above operating expenses (including the cost of refinery feedstocks, such as crude oil, intermediate partially refined petroleum products, and natural gas liquids that are processed and blended into refined products) at which a company is able to sell refined products. Refining is primarily a margin-based business and, to increase profitability, it is important to maximize the yields of high value finished products while minimizing the costs of feedstock and operating expenses. An increase or decrease in the price of crude oil will likely result in a similar increase or decrease in prices for refined products; however, there may be a time lag in the realization, or no such realization, of the similar increase or decrease in prices for refined products. The effect of changes in crude oil prices on a company's refining margins therefore depends in part on how quickly and how fully refined product prices adjust to reflect these changes.

Issuer Risk. The performance of the Fund depends on the performance of individual securities to which the Fund has exposure. The Fund may be adversely affected if an issuer of underlying securities held by the Fund is unable or unwilling to repay principal or interest when due. Changes in the financial condition or credit rating of an issuer of those securities may cause the value of the securities to decline.

Geographic Risk. A natural disaster could occur in a geographic region in which the Fund invests, which could adversely affect the economy or the business operations of companies in the specific geographic region, causing an adverse impact on the Fund's investments in, or which are exposed to, the affected region.

Risk of Investing in the United States. Certain changes in the U.S. economy, such as when the U.S. economy weakens or when its financial markets decline, may have an adverse effect on the securities to which the Fund has exposure.

Infectious Illness Risk. A widespread outbreak of an infectious illness, such as the COVID-19 pandemic, may result in travel restrictions, disruption of healthcare services, prolonged quarantines, cancellations, supply chain disruptions, business closures, lower consumer demand, layoffs, ratings downgrades, defaults and other significant economic, social and political impacts. Markets may experience temporary closures, extreme volatility, severe losses, reduced liquidity and increased trading costs. Such events may adversely affect the Fund and its investments and may impact the Fund's ability to purchase or sell securities or cause elevated tracking error and increased premiums or discounts to the Fund's NAV. Despite the development of vaccines, the duration of the COVID-19 pandemic and its effects cannot be predicted with certainty.'

Concentration Risk. The Fund may be susceptible to an increased risk of loss, including losses due to adverse events that affect the Fund's investments more than the market as a whole, to the extent that the Fund's investments are concentrated in the securities and/or other assets of a particular issuer or issuers, sector, sub-sector, market segment, market, industry, group of industries, country, group of countries, region or asset class.

Non-Diversification Risk. The Fund is classified as a "non-diversified" fund under the Investment Company Act of 1940, as amended. Accordingly, the Fund may invest a greater portion of its assets in the securities of a single issuer than if it were a "diversified" fund. To the extent that the Fund invests a higher percentage of its assets in the securities of a single issuer, the Fund is subject to a higher degree of risk associated with and developments affecting that issuer than a fund that invests more widely.

Illiquid Investments Risk. The Fund may invest up to an aggregate amount of 15% of its net assets in illiquid investments. An illiquid investment is any investment that the Fund reasonably expects cannot be sold or disposed of in current market conditions in seven calendar days or less without significantly changing the market value of the investment. To the extent the Fund holds illiquid investments, the illiquid investments may reduce the returns of the Fund because the Fund may be unable to transact at advantageous times or prices. During periods of market volatility, liquidity in the market for the Fund's shares may be impacted by the liquidity in the market for the underlying securities or instruments held by the Fund, which could lead to the Fund's shares trading at a premium or discount to the Fund's NAV. The high yield securities in which the Fund invests may experience greater liquidity challenges than other types of securities during periods of market stress.

Privately Issued Securities Risk. The Fund may invest in privately issued securities, including those that are normally purchased pursuant to Rule 144A or Regulation S promulgated under the 1933 Act. Privately issued securities are securities that have not been registered under the 1933 Act and as a result may be subject to legal restrictions on resale. Privately issued securities are generally not traded on established markets. As a result of the absence of a public trading market, privately issued securities may be deemed to be illiquid investments, may be more difficult to value than publicly traded securities and may be subject to wide fluctuations in value. Delay or difficulty in selling such securities may result in a loss to the Fund.

Authorized Participant Concentration Risk. Only an Authorized Participant (as defined in the *Creations and Redemptions* section of this Prospectus) may engage in creation or redemption transactions directly with the Fund, and Authorized Participants are not obligated to engage in creation and/or redemption transactions. The Fund has a limited number of institutions that may act as Authorized Participants on an agency basis (*i.e.*, on behalf of other market participants). To the extent that Authorized Participants exit the business or are unable or unwilling to proceed with creation or redemption orders with respect to the Fund and no other Authorized Participant is willing or able to step forward to create or redeem, Fund shares may be more likely to trade at a premium or discount to NAV and possibly face trading halts or delisting.

Exchange-Traded Fund and Other Investment Company Risk. The Fund may invest in shares of other investment companies and ETFs. Shareholders bear both their proportionate share of the Fund's expenses and similar expenses of the underlying investment company or ETF when the Fund invests in shares of another investment company or ETF. The Fund is subject to the risks associated with the ETF or investment company's investments. The price and movement of an ETF designed to track an index may not track the index and may result in a loss. In addition, ETFs may trade at a price above (premium) or below (discount) their net asset value, especially during periods of significant market volatility or stress, causing investors to pay significantly more or less than the value of the ETF's underlying portfolio. Certain ETFs traded on exchanges may be thinly traded and experience large spreads between the "ask" price quoted by a seller and the "bid" price offered by a buyer.

Management Risk. Because BIM uses a representative sampling indexing strategy, the Fund may not be able to fully replicate the Index and may hold securities not included in the Index. As a result, the Fund is subject to the risk that BIM's investment strategy, the implementation of which is subject to a number of constraints, may not produce the intended results.

Operational Risk. The Fund is exposed to operational risks arising from a number of factors, including, but not limited to, human error, processing and communication errors, errors of the Fund's service providers, Authorized Participants, market makers, counterparties or other third-parties, failed or inadequate processes and computer, technology or systems failures. The Fund and BIM seek to reduce these operational risks through controls and procedures. However, these measures do not address every possible risk and may be inadequate to address significant operational risks.

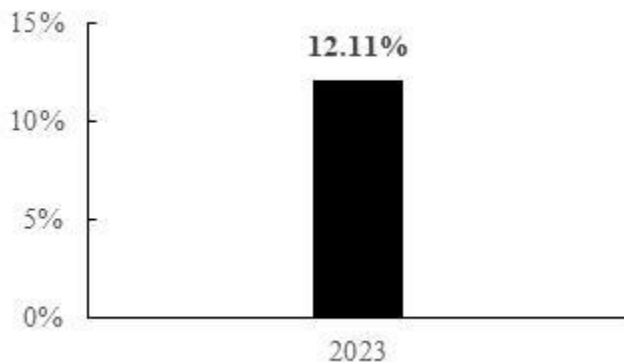
Valuation Risk. The price the Fund could receive upon the sale of a security or other asset may differ from the Fund's valuation of the security or other asset and from the value used by the Index, particularly for securities or other assets that trade in low volume or volatile markets or that are valued using a fair value methodology as a result of trade suspensions or for other reasons. In addition, the value of the securities or other assets in the Fund's portfolio may change on days or during time periods when shareholders will not be able to purchase or sell the Fund's shares. Authorized Participants who purchase or redeem Fund shares on days when the Fund is holding fair-valued securities may receive fewer or more shares, or lower or higher redemption proceeds, than they would have received had the Fund not fair-valued securities or used a different valuation methodology. The Fund's ability to value investments may be impacted by a lack of current market prices, technological issues or errors by pricing services or other third-party service providers.

Cybersecurity Risk. Failures or breaches of the electronic or computer systems of the Fund, BIM, the Fund's distributor, the Index Provider and other service providers, market makers, Authorized Participants or the issuers of securities in which the Fund invests have the ability to cause disruptions, negatively impact the Fund's business operations and/or potentially result in financial losses to the Fund and its shareholders. While the Fund has established business continuity plans and risk management systems seeking to address system breaches or failures, there are inherent limitations in such plans and systems. Furthermore, the Fund cannot control the cybersecurity plans and systems of the Index Provider and other service providers, market makers, Authorized Participants or issuers of securities in which the Fund invests.

Performance Information

The following performance information provides some indication of the risks of investing in the Fund. The bar chart shows the performance of the Fund's shares for each full calendar year since the Fund's inception. The table below shows how the average annual total returns of the Fund's shares for the periods shown compare to those of a broad-based securities market index. The Fund's past performance (before and after taxes) is not necessarily an indication of how the Fund will perform in the future. Updated performance information, including the Fund's current NAV, may be obtained by visiting our website at www.bondbloxxetf.com or by calling (800) 896-5089 (toll free).

Annual Total Returns (%) as of December 31, 2023



The Fund's best and worst calendar quarters

Best Quarter: 5.01% (December 31, 2023)

Worst Quarter: -8.36% (June 30, 2022)

AVERAGE ANNUAL TOTAL RETURNS

(for the period ended December 31, 2023)

	<u>1 Year</u>	<u>Since Inception (02/15/2022)</u>
Return Before Taxes	12.11%	5.02%
ICE Diversified US Cash Pay High Yield Energy Index (reflects no deduction for fees, expenses, or taxes)	12.91%	5.76%

Management

Investment Adviser. BondBloxx Investment Management Corporation.

Portfolio Managers. Elya Schwartzman and Daniel Goldman (the "Portfolio Managers") are primarily responsible for the day-to-day management of the Fund. Mr. Schwartzman has been a fixed income Portfolio Manager of the Fund since the Fund's inception. Mr. Goldman has been a fixed income Portfolio Manager of the Fund since February 2024.

Purchase and Sale of Fund Shares

The Fund is an ETF. Individual shares of the Fund may only be bought and sold in the secondary market through a broker-dealer at a market price. When you buy or sell shares of the Fund, you may be required to pay a brokerage commission, and you may experience tax consequences, including gains or losses, in connection with these transactions. Because ETF shares trade at market prices rather than at NAV, shares may trade at a price greater than NAV (a premium) or less than NAV (a discount). An investor may incur costs attributable to the difference between the highest price a buyer is willing to pay to purchase shares of the Fund (bid) and the lowest price a seller is willing

to accept for shares of the Fund (ask) when buying or selling shares in the secondary market (the “bid-ask spread”). Recent information regarding the Fund’s NAV, market price, premiums and discounts, and bid-ask spreads is available at www.bondbloxxetf.com. Further, the website will disclose the Fund’s median bid-ask spread over the most recent thirty calendar days.

Tax Information

The Fund intends to make distributions that may be taxable to you as ordinary income or capital gains, unless you are investing through a tax-deferred arrangement such as a 401(k) plan or an individual retirement account, in which case, your distributions generally will be taxed when withdrawn.

Payments to Broker-Dealers and Other Financial Intermediaries

If you purchase shares of the Fund through a broker-dealer or other financial intermediary (such as a bank), BIM or other related companies have in the past and could in the future pay the intermediary for marketing activities and presentations, educational training programs, conferences, the development of technology platforms and reporting systems or other services related to the sale or promotion of the Fund. These payments may create a conflict of interest by influencing the broker-dealer or other intermediary and your salesperson to recommend the Fund over another investment. Ask your salesperson or visit your financial intermediary’s website for more information.

BONDBLOXX USD HIGH YIELD BOND CONSUMER CYCLICALS SECTOR ETF

Investment Objective

The BondBloxx USD High Yield Bond Consumer Cyclical Sector ETF (the “Fund”) seeks to track the investment results of an index composed of U.S. dollar-denominated, high yield corporate bonds in the **consumer cyclicals** sector.

Fees and Expenses

The following table describes the fees and expenses that you will incur if you buy, hold and sell shares of the Fund.

You may pay other fees, such as brokerage commissions and other fees to financial intermediaries, which are not reflected in the tables and examples below.

Annual Fund Operating Expenses (ongoing expenses that you pay each year as a percentage of the value of your investments)

Management Fees¹	0.35%
Distribution and Service (12b-1)	None
Other Expenses	0.00%
Total Annual Fund Operating Expenses	0.35%

¹ The investment advisory agreement between BondBloxx ETF Trust (the “Trust”) and BondBloxx Investment Management Corporation (“BIM”) (the “Investment Advisory Agreement”) provides that BIM will pay all operating expenses of the Fund, except the management fees, interest expenses, taxes, expenses incurred with respect to the acquisition and disposition of portfolio securities and the execution of portfolio transactions, including brokerage commissions, distribution fees or expenses, litigation expenses and any extraordinary expenses.

Example.

This Example is intended to help you compare the cost of owning shares of the Fund with the cost of investing in other funds. The Example assumes that you invest \$10,000 in the Fund for the time periods indicated and then sell all of your shares at the end of those periods. The Example also assumes that your investment has a 5% return each year and that the Fund’s operating expenses remain the same. Although your actual costs may be higher or lower, based on these assumptions, your costs would be:

1 Year	3 Years	5 Years	10 Years
\$37	\$121	\$223	\$567

Portfolio Turnover.

The Fund may pay transaction costs, such as commissions, when it buys and sells securities (or “turns over” its portfolio). A higher portfolio turnover rate may indicate higher transaction costs and may result in higher taxes when Fund shares are held in a taxable account. These costs, which are not reflected in the Annual Fund Operating Expenses or in the Example, affect the Fund’s performance. For the period from November 1, 2022 to October 31, 2023, the Fund’s portfolio turnover rate was 24% of the average value of its portfolio.

Principal Investment Strategies

The Fund is non-diversified and seeks to track the investment results of the ICE Diversified US Cash Pay High Yield Consumer Cyclical Index (the “Index”), which is a rules-based index consisting of U.S. dollar-denominated below investment grade bonds (as determined by ICE Data Indices, LLC or its affiliates (collectively “Index Provider” or “IDI”)) that contains issuers from the consumer cyclicals sector (companies whose performance is generally more closely connected to the business cycle and current economic conditions), including the leisure, real estate development & management, department stores, and specialty retail sub-sectors. The performance of securities in this sector, in the aggregate, may exhibit greater volatility in response to macroeconomic or systematic changes in the overall economy. Below investment grade bonds are commonly referred to as “junk bonds.” The Index is a modified market value-weighted index with a cap on each issuer of 25% of the market capitalization of the Index. This means that Index constituents are capitalization weighted, based on their current amount outstanding, and then adjusted in accordance with the index methodology detailed below. There is no limit to the number of issues in the Index, but as of December 31, 2023, the Index included approximately 258 constituents. The bonds included in the Index are publicly issued in the United States domestic market. Because the Index is reconstituted and rebalanced monthly, the components of the Index are likely to change over time.

The Index is composed of a subset of bonds in the ICE BofA US Cash Pay High Yield Constrained Index (the “Underlying Index”). The Index components are classified into “large cap” and “small cap” categories. Their weightings are then adjusted based on a capitalization-weighting adjustment formula. See “More Information About the Funds—Index Construction” for more information about the adjustment formula.

As of December 31, 2023, the bonds eligible for inclusion in the Index include U.S. dollar-denominated high yield corporate bonds, currently in a coupon paying period, that are publicly issued in the U.S. domestic market, and that: (i) are issued by companies having “risk exposure” to countries (*i.e.*, issuers that are subject to the risks of one or more of these countries as a result of the principal country of domicile of the issuers (as determined by the Index Provider)) that are members of the FX-G10, which include Australia, Austria, Belgium, Canada, Cyprus, Estonia, Finland, France, Germany, Greece, Ireland, Italy, Japan, Latvia, Lithuania, Luxembourg, Malta, the Netherlands, New Zealand, Norway, Portugal, Slovakia, Slovenia, Spain, Sweden, Switzerland, the U.K. and the U.S. and their respective territories; (ii) have an average rating of below investment grade (ratings from Fitch Ratings, Inc. (“Fitch”), Moody’s Investors Service, Inc. (“Moody’s”) or S&P Global Ratings are considered; if more than one agency provides a rating, the average rating is attached to the bond); (iii) are registered with the SEC, exempt from registration at issuance, or offered pursuant to Rule 144A under the Securities Act of 1933, as amended (the “1933 Act”), with or without registration rights; (iv) have at least \$250 million of outstanding face value; (v) have an original maturity date of at least 18 months at the time of issuance; (vi) have at least one year to maturity as of the rebalancing date; and (vii) are issued by companies that each derive at least 50% of their revenues or profits from the ownership, operation, development, construction, management, financing, leasing or sale of consumer cyclical assets. There is no upper limit on the maturity of bonds eligible for inclusion in the Index. For more information regarding the Underlying Index, see “More Information About the Funds—Underlying Index” below.

BIM uses a “passive” or indexing approach to try to achieve the Fund’s investment objective. Unlike many investment companies, the Fund does not try to “outperform” the index it tracks and does not seek temporary defensive positions when markets decline or appear overvalued.

Indexing will eliminate the chance that the Fund will substantially outperform the Index but also may reduce some of the risks of active management, such as poor security selection. Indexing seeks to achieve lower costs and better after-tax performance by aiming to keep portfolio turnover low in comparison to actively managed investment companies.

BIM uses a representative sampling indexing strategy to manage the Fund. “Representative sampling” is an indexing strategy that involves investing in a representative sample of securities that collectively has an investment profile similar to that of an applicable target index that BIM determines to collectively have an investment profile similar to that of the Index. The securities selected are expected to have, in the aggregate, investment characteristics (based on factors such as market value and sector weightings), fundamental characteristics (such as return variability, duration, maturity, credit ratings and yield) and liquidity measures similar to those of an applicable underlying index. The Fund may or may not hold all of the securities in the Index. There may be instances in which BIM may choose to underweight or overweight a security in the Index, purchase securities not in the Index that BIM believes are

appropriate to substitute for certain securities in the Index in seeking to replicate as closely as possible, before fees and expenses, the performance of the Index. The Fund may sell securities that are represented in the Index in anticipation of their removal from the Index or purchase securities not represented in the Index in anticipation of their addition to the Index.

Under normal circumstances, the Fund will invest at least 80% of its net assets (plus the amount of any borrowings for investment purposes) in high-yield, below-investment grade bonds denominated in U.S. dollars of issuers in the consumer cyclicals sector, either directly or indirectly (e.g., through derivatives). The Fund may also invest up to 20% of its net assets in certain futures, options and swap contracts, U.S. Treasury obligations, U.S. Government obligations, U.S. agency securities, securities of other registered investment companies, cash and cash equivalents, as well as in securities not included in its Index, but which BIM believes will help the Fund track its Index.

An issuer is considered to be in the consumer cyclicals sector if it derives at least 50% of its revenues or profits from the ownership, operation, development, construction, management, financing, leasing or sale of consumer cyclicals assets.

The Fund seeks to track the investment results of the Index before fees and expenses of the Fund.

The Index is sponsored by the Index Provider, which is independent of the Fund and BIM. The Index Provider determines the composition and relative weightings of the bonds in the Index and publishes information regarding the market value of the Index.

Industry Concentration Policy. The Fund will concentrate its investments (*i.e.*, hold 25% or more of its total assets) in a particular industry or group of industries to approximately the same extent that the Index is concentrated. For purposes of this limitation, securities of the U.S. government (including its agencies and instrumentalities), repurchase agreements collateralized by U.S. government securities, and tax-exempt securities of state or municipal governments and their political subdivisions are not considered to be issued by members of any industry. As of December 31, 2023, the Index currently holds 25% or more of its assets in the leisure sub-sector.

Summary of Principal Risks

As with any investment, you could lose all or a substantial part of your investment in the Fund, and the Fund's performance could trail that of other investments. The Fund is subject to certain risks, including the principal risks noted below. Any such risk may adversely affect the Fund's net asset value per share ("NAV"), trading price, yield, total return and ability to meet its investment objective.

High Yield Securities Risk. Securities that are rated below investment-grade (sometimes referred to as "junk bonds," which may include those bonds rated below "BBB-" by S&P Global Ratings and Fitch or below "Baa3" by Moody's), or similar securities that are unrated, may be deemed speculative, may involve greater levels of risk than higher-rated securities of similar maturity and may be more likely to default. High-yield debt securities' total return and yield may generally be expected to fluctuate more than the total return and yield of investment-grade debt securities. A real or perceived economic downturn or an increase in market interest rates could cause a decline in the value of high-yield debt securities, result in increased redemptions and/or result in increased portfolio turnover, which could result in a decline in the NAV of the Fund, reduce liquidity for certain investments and/or increase costs. High-yield debt securities are often thinly traded and can be more difficult to sell and value accurately than investment-grade debt securities because there may be no established secondary market. Investments in high-yield debt securities could increase liquidity risk for the fund. In addition, the market for high-yield debt securities could experience sudden and sharp volatility, which is generally associated more with investments in stocks.

Market Trading Risk. The Fund faces numerous market trading risks, including the potential lack of an active market for Fund shares or the Fund's underlying portfolio securities, losses from trading in secondary markets, periods of high volatility and disruptions in the creation/redemption process. ANY OF THESE FACTORS, AMONG OTHERS, MAY LEAD TO THE FUND'S SHARES TRADING AT A PREMIUM OR DISCOUNT TO NAV. Accordingly, if a shareholder purchases Fund shares at a time when the market price is at a premium to the NAV, or sells shares at a time when the market price is at a discount to the NAV, the shareholder may sustain losses.

Index-Related Risk. There is no guarantee that the Fund's investment results will have a high degree of correlation to those of the Index or that the Fund will achieve its investment objective. Market disruptions and regulatory restrictions could have an adverse effect on the Fund's ability to adjust its exposure to the required levels in order to track the Index. Errors in index data, index computations or the construction of the Index in accordance with its methodology may occur from time to time and may not be identified and corrected by the Index Provider for a period of time or at all, which may have an adverse impact on the Fund and its shareholders. Unusual market conditions may cause the Index Provider to postpone a scheduled rebalance, which could cause the Index to vary from its normal or expected composition. In addition, the Index Provider may be subject to business or regulatory changes that impair its ability to continue to operate the Index in its current form.

Tracking Error Risk. The Fund may be subject to tracking error, which is the divergence of the Fund's performance from that of the Index. Tracking error may occur because of differences between the securities and other instruments held in the Fund's portfolio and those included in the Index, pricing differences (including, as applicable, differences between a security's price at the local market close and the Fund's valuation of a security at the time of calculation of the Fund's NAV or differences between the securities prices used to value the Index and those used by the Fund), transaction costs incurred by the Fund, securities lending earnings, the Fund's holding of uninvested cash, differences in timing of the accrual of or the valuation of distributions, the requirements to maintain qualification for treatment as a regulated investment company ("RIC") for U.S. federal income tax purposes, portfolio transactions carried out to minimize the distribution of capital gains to shareholders, acceptance of custom baskets, changes to the Index or the costs to the Fund of complying with various new or existing regulatory requirements, among other reasons. This risk may be heightened during times of increased market volatility or other unusual market conditions. Tracking error also may result because the Fund incurs fees and expenses, while the Index does not. **INDEX-BASED EXCHANGE TRADED FUNDS ("ETFs") THAT TRACK INDICES WITH SIGNIFICANT WEIGHT IN HIGH YIELD SECURITIES MAY EXPERIENCE HIGHER TRACKING ERROR THAN OTHER INDEX ETFs THAT DO NOT TRACK SUCH INDICES.**

Bond Risk. The Fund invests a substantial portion of its assets in U.S. dollar-denominated bonds. A bond is an interest-bearing security typically issued by a corporate or government issuer that has a contractual obligation to pay interest at a stated rate on specific dates and to repay principal (the bond's face value) periodically or on a specified maturity date. Bonds generally are used by corporations and governments to borrow money from investors. An issuer may have the right to redeem or "call" a bond before maturity, in which case the Fund may have to reinvest the proceeds at lower market rates. Similarly, the Fund may have to reinvest interest income or payments received when bonds mature, sometimes at lower market rates. Most bonds bear interest income at a "coupon" rate that is fixed for the life of the bond. The value of a fixed-rate bond usually rises when market interest rates fall, and falls when market interest rates rise. Bonds may be unsecured (backed only by the issuer's general creditworthiness) or secured (backed by specified collateral).

Corporate Bond Risk. The Fund will invest in corporate bonds, which are debt instruments issued by corporations to raise capital. The investment return of corporate bonds reflects interest earned on the security and changes in the market value of the security. The market value of a corporate bond may be affected by changes in the market rate of interest, the credit rating of the corporation, the corporation's performance and perceptions of the corporation in the marketplace. There is a risk that the issuers of the securities may not be able to meet their obligations on interest or principal payments at the time called for by an instrument.

Credit Risk. Debt issuers and other counterparties may be unable or unwilling to make timely interest and/or principal payments when due or otherwise honor their obligations. Changes in an issuer's credit rating or the market's perception of an issuer's creditworthiness may also adversely affect the value of the Fund's investment in that issuer. The degree of credit risk depends on an issuer's or counterparty's financial condition and on the terms of an obligation. The Fund invests in fixed income securities of high yield issuers that may exhibit higher levels of credit risk than other types of fixed income instruments.

Asset Class Risk. Securities and other assets in the Index or in the Fund's portfolio may underperform in comparison to the general financial markets, a particular financial market or other asset classes.

Limited History of Operations Risk. The Fund has a limited history of operations for investors to evaluate. The Fund may not attract sufficient assets to achieve or maximize investment and operational efficiencies and remain viable. If the Fund fails to achieve sufficient scale, it may be liquidated.

Focused Investment Risk. To the extent the Fund invests more heavily in particular sectors, sub-sectors, industries, groups of industries, asset classes, markets, regions, countries, or groups of countries, its performance will be especially sensitive to developments that significantly affect those sectors, sub-sectors, industries, asset classes, markets, regions, or countries. In addition, the value of the Fund's shares may change at different rates compared to the value of shares of a fund with investments in a more diversified mix of sectors, sub-sectors, industries, asset classes, markets, regions, or countries. An individual sector, sub-sector, industry, group of industries, asset-class, market, region, country, or group of countries may outperform the broader market during particular periods, but may do so with considerably greater volatility than the broader market. In addition, the several industries that constitute a sector or sub-sector or the several countries or markets that constitute a region or group of countries may all react similarly to economic, political, regulatory or other market events. The Fund's performance could also be affected if the sectors, sub-sectors, industries, asset classes, markets, regions, or countries do not perform as expected. Alternatively, a lack of exposure to one or more other sectors, sub-sectors, industries, asset classes, markets, regions, or countries may adversely affect performance.

Passive Investment Risk. The Fund is not actively managed, and BIM generally does not attempt to take defensive positions under any market conditions, including declining markets or changing interest rate environments.

Interest Rate Risk. During periods of very low or negative interest rates, the Fund may be unable to maintain positive returns or pay dividends to Fund shareholders. Very low or negative interest rates may magnify interest rate risk. Changing interest rates, including rates that fall below zero, may have unpredictable effects on markets, result in heightened market volatility and detract from the Fund's performance to the extent the Fund is exposed to such interest rates. Additionally, under certain market conditions in which interest rates are low and the market prices for portfolio securities have increased, the Fund may have a very low, or even negative yield. A low or negative yield would cause the Fund to lose money in certain conditions and over certain time periods. Risks associated with rising interest rates are heightened under current market conditions given that the U.S. Federal Reserve has raised interest rates from historically low levels and may continue to raise interest rates. In addition, changes in monetary policy may exacerbate the risks associated with changing interest rates. An increase in interest rates will generally cause the value of securities held by the Fund to decline, may lead to heightened volatility in the fixed-income markets and may adversely affect the liquidity of certain fixed-income investments, including those held by the Fund. The historically low interest rate environment in recent years heightens the risks associated with rising interest rates

Income Risk. The Fund's income may decline if interest rates fall. This decline in income can occur because the Fund may subsequently invest in lower-yielding bonds as bonds in its portfolio mature, are near maturity or are called, bonds in the Index are substituted, or the Fund otherwise needs to purchase additional bonds.

Call Risk. During periods of falling interest rates, an issuer of a callable bond held by the Fund may "call" or repay the security prior to its stated maturity, and the Fund may have to reinvest the proceeds in securities with lower interest rates, which would result in a decline in the Fund's income, or in securities with greater risks or with other less favorable features.

Inflation Risk. Inflation is a sustained rise in overall price levels. Moderate inflation is associated with economic growth, while high inflation can signal an overheated economy. Inflation risk is the risk that the value of assets or income from investments will be less in the future as inflation decreases the value of money (i.e., as inflation increases, the values of the Fund's assets can decline). Inflation poses a "stealth" threat to investors because it reduces savings and investment returns. Central banks, such as the U.S. Federal Reserve, generally attempt to control inflation by regulating the pace of economic activity. They typically attempt to affect economic activity by raising and lowering short-term interest rates. At times, governments may attempt to manage inflation through fiscal policy, such as by raising taxes or reducing spending, thereby reducing economic activity; conversely, governments can attempt to combat deflation with tax cuts and increased spending designed to stimulate economic activity. Inflation rates may change frequently and significantly as a result of various factors, including unexpected shifts in the domestic or global economy and changes in economic policies, and the Fund's investments may not keep pace with inflation, which may result in losses to Fund shareholders. This risk is greater for fixed-income instruments with longer maturities.

Market Risk. The Fund could lose money over short periods due to short-term market movements and over longer periods during more prolonged market downturns. Local, regional or global events such as war, acts of terrorism, the spread of infectious illness or other public health issues, recessions, the advent of significant inflation, or other events could have a significant impact on the Fund and its investments and could result in increased premiums or discounts to the Fund's NAV.

Consumer Cyclical Sector Risk. The consumer cyclical sector consists of a number of sub-sectors, including the consumer discretionary, leisure, real estate development and management, department store and specialty retail sub-sectors. The success of consumer cyclical companies is tied closely to the performance of domestic and international economies, exchange rates, interest rates, competition, consumer confidence, changes in demographics and preferences. Companies in the consumer cyclical sector depend heavily on disposable household income and consumer spending, and may be strongly affected by social trends and marketing campaigns. These companies may be subject to severe competition, which may have an adverse impact on their profitability.

Consumer Discretionary Sub-Sector Risk. Companies engaged in the design, production or distribution of products or services for the consumer discretionary sub-sector (including, for example, leisure, gaming, hotels, recreation, theaters, entertainment, etc.) are subject to the risk that their products or services may become obsolete quickly. The success of these companies can depend heavily on disposable household income and consumer spending. During periods of an expanding economy, the consumer discretionary sub-sector may outperform other sub-sectors, but may underperform when economic conditions worsen. Moreover, the consumer discretionary sub-sector can be significantly affected by several factors, including, without limitation, the performance of domestic and international economies, exchange rates, changing consumer preferences, demographics, marketing campaigns, cyclical revenue generation, consumer confidence, commodity price volatility, labor relations, interest rates, import and export controls, intense competition, technological developments and government regulation.

Retail Sub-Sector Risk. The retail sub-sector may be affected by changes in domestic and international economies, consumer confidence, disposable household income and spending, and consumer tastes and preferences. Companies in the retail sub-sector face intense competition, which may have an adverse effect on their profitability. The success of companies in the retail sub-sector may be strongly affected by social trends, marketing campaigns and public perceptions. Companies in the retail sub-sector may be dependent on outside financing, which may be difficult to obtain. Many of these companies are dependent on third party suppliers and distribution systems. Retail companies may be unable to protect their intellectual property rights or may be liable for infringing the intellectual property rights of others.

Issuer Risk. The performance of the Fund depends on the performance of individual securities to which the Fund has exposure. The Fund may be adversely affected if an issuer of underlying securities held by the Fund is unable or unwilling to repay principal or interest when due. Changes in the financial condition or credit rating of an issuer of those securities may cause the value of the securities to decline.

Geographic Risk. A natural disaster could occur in a geographic region in which the Fund invests, which could adversely affect the economy or the business operations of companies in the specific geographic region, causing an adverse impact on the Fund's investments in, or which are exposed to, the affected region.

Risk of Investing in the United States. Certain changes in the U.S. economy, such as when the U.S. economy weakens or when its financial markets decline, may have an adverse effect on the securities to which the Fund has exposure.

Infectious Illness Risk. A widespread outbreak of an infectious illness, such as the COVID-19 pandemic, may result in travel restrictions, disruption of healthcare services, prolonged quarantines, cancellations, supply chain disruptions, business closures, lower consumer demand, layoffs, ratings downgrades, defaults and other significant economic, social and political impacts. Markets may experience temporary closures, extreme volatility, severe losses, reduced liquidity and increased trading costs. Such events may adversely affect the Fund and its investments and may impact the Fund's ability to purchase or sell securities or cause elevated tracking error and increased premiums or discounts to the Fund's NAV. Despite the development of vaccines, the duration of the COVID-19 pandemic and its effects cannot be predicted with certainty.

Concentration Risk. The Fund may be susceptible to an increased risk of loss, including losses due to adverse events that affect the Fund's investments more than the market as a whole, to the extent that the Fund's investments are concentrated in the securities and/or other assets of a particular issuer or issuers, sector, sub-sector, market segment, market, industry, group of industries, country, group of countries, region or asset class.

Non-Diversification Risk. The Fund is classified as a "non-diversified" fund under the Investment Company Act of 1940, as amended. Accordingly, the Fund may invest a greater portion of its assets in the securities of a single issuer than if it were a "diversified" fund. To the extent that the Fund invests a higher percentage of its assets in the securities of a single issuer, the Fund is subject to a higher degree of risk associated with and developments affecting that issuer than a fund that invests more widely.

Illiquid Investments Risk. The Fund may invest up to an aggregate amount of 15% of its net assets in illiquid investments. An illiquid investment is any investment that the Fund reasonably expects cannot be sold or disposed of in current market conditions in seven calendar days or less without significantly changing the market value of the investment. To the extent the Fund holds illiquid investments, the illiquid investments may reduce the returns of the Fund because the Fund may be unable to transact at advantageous times or prices. During periods of market volatility, liquidity in the market for the Fund's shares may be impacted by the liquidity in the market for the underlying securities or instruments held by the Fund, which could lead to the Fund's shares trading at a premium or discount to the Fund's NAV. The high yield securities in which the Fund invests may experience greater liquidity challenges than other types of securities during periods of market stress.

Privately Issued Securities Risk. The Fund may invest in privately issued securities, including those that are normally purchased pursuant to Rule 144A or Regulation S promulgated under the 1933 Act. Privately issued securities are securities that have not been registered under the 1933 Act and as a result may be subject to legal restrictions on resale. Privately issued securities are generally not traded on established markets. As a result of the absence of a public trading market, privately issued securities may be deemed to be illiquid investments, may be more difficult to value than publicly traded securities and may be subject to wide fluctuations in value. Delay or difficulty in selling such securities may result in a loss to the Fund.

Authorized Participant Concentration Risk. Only an Authorized Participant (as defined in the *Creations and Redemptions* section of this Prospectus) may engage in creation or redemption transactions directly with the Fund, and Authorized Participants are not obligated to engage in creation and/or redemption transactions. The Fund has a limited number of institutions that may act as Authorized Participants on an agency basis (*i.e.*, on behalf of other market participants). To the extent that Authorized Participants exit the business or are unable or unwilling to proceed with creation or redemption orders with respect to the Fund and no other Authorized Participant is willing or able to step forward to create or redeem, Fund shares may be more likely to trade at a premium or discount to NAV and possibly face trading halts or delisting.

Exchange-Traded Fund and Other Investment Company Risk. The Fund may invest in shares of other investment companies and ETFs. Shareholders bear both their proportionate share of the Fund's expenses and similar expenses of the underlying investment company or ETF when the Fund invests in shares of another investment company or ETF. The Fund is subject to the risks associated with the ETF or investment company's investments. The price and movement of an ETF designed to track an index may not track the index and may result in a loss. In addition, ETFs may trade at a price above (premium) or below (discount) their net asset value, especially during periods of significant market volatility or stress, causing investors to pay significantly more or less than the value of the ETF's underlying portfolio. Certain ETFs traded on exchanges may be thinly traded and experience large spreads between the "ask" price quoted by a seller and the "bid" price offered by a buyer.

Management Risk. Because BIM uses a representative sampling indexing strategy, the Fund may not be able to fully replicate the Index and may hold securities not included in the Index. As a result, the Fund is subject to the risk that BIM's investment strategy, the implementation of which is subject to a number of constraints, may not produce the intended results.

Operational Risk. The Fund is exposed to operational risks arising from a number of factors, including, but not limited to, human error, processing and communication errors, errors of the Fund's service providers, Authorized Participants, market makers, counterparties or other third-parties, failed or inadequate processes and computer, technology or systems failures. The Fund and BIM seek to reduce these operational risks through controls and procedures. However, these measures do not address every possible risk and may be inadequate to address significant operational risks.

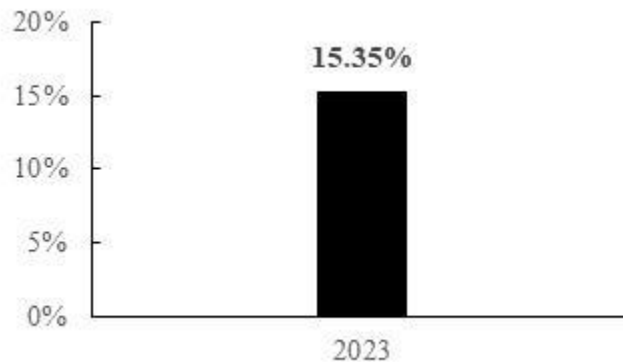
Valuation Risk. The price the Fund could receive upon the sale of a security or other asset may differ from the Fund's valuation of the security or other asset and from the value used by the Index, particularly for securities or other assets that trade in low volume or volatile markets or that are valued using a fair value methodology as a result of trade suspensions or for other reasons. In addition, the value of the securities or other assets in the Fund's portfolio may change on days or during time periods when shareholders will not be able to purchase or sell the Fund's shares. Authorized Participants who purchase or redeem Fund shares on days when the Fund is holding fair-valued securities may receive fewer or more shares, or lower or higher redemption proceeds, than they would have received had the Fund not fair-valued securities or used a different valuation methodology. The Fund's ability to value investments may be impacted by a lack of current market prices, technological issues or errors by pricing services or other third-party service providers.

Cybersecurity Risk. Failures or breaches of the electronic or computer systems of the Fund, BIM, the Fund's distributor, the Index Provider and other service providers, market makers, Authorized Participants or the issuers of securities in which the Fund invests have the ability to cause disruptions, negatively impact the Fund's business operations and/or potentially result in financial losses to the Fund and its shareholders. While the Fund has established business continuity plans and risk management systems seeking to address system breaches or failures, there are inherent limitations in such plans and systems. Furthermore, the Fund cannot control the cybersecurity plans and systems of the Index Provider and other service providers, market makers, Authorized Participants or issuers of securities in which the Fund invests.

Performance Information

The following performance information provides some indication of the risks of investing in the Fund. The bar chart shows the performance of the Fund's shares for each full calendar year since the Fund's inception. The table below shows how the average annual total returns of the Fund's shares for the periods shown compare to those of a broad-based securities market index. The Fund's past performance (before and after taxes) is not necessarily an indication of how the Fund will perform in the future. Updated performance information, including the Fund's current NAV, may be obtained by visiting our website at www.bondbloxxetf.com or by calling (800) 896-5089 (toll free).

Annual Total Returns (%) as of December 31, 2023



The Fund's best and worst calendar quarters
Best Quarter: 7.05% (December 31, 2023)
Worst Quarter: -10.93% (June 30, 2022)

AVERAGE ANNUAL TOTAL RETURNS

(for the period ended December 31, 2023)

	<u>1 Year</u>	<u>Since Inception (02/15/2022)</u>
Return Before Taxes	15.35%	2.57%
ICE Diversified US Cash Pay High Yield Consumer Cyclical Index <i>(reflects no deduction for fees, expenses, or taxes)</i>	16.38%	3.15%

Management

Investment Adviser. BondBloxx Investment Management Corporation.

Portfolio Managers. Elya Schwartzman and Daniel Goldman (the “Portfolio Managers”) are primarily responsible for the day-to-day management of the Fund. Mr. Schwartzman has been a fixed income Portfolio Manager of the Fund since the Fund’s inception. Mr. Goldman has been a fixed income Portfolio Manager of the Fund since February 2024.

Purchase and Sale of Fund Shares

The Fund is an ETF. Individual shares of the Fund may only be bought and sold in the secondary market through a broker-dealer at a market price. When you buy or sell shares of the Fund, you may be required to pay a brokerage commission, and you may experience tax consequences, including gains or losses, in connection with these transactions. Because ETF shares trade at market prices rather than at NAV, shares may trade at a price greater than NAV (a premium) or less than NAV (a discount). An investor may incur costs attributable to the difference between the highest price a buyer is willing to pay to purchase shares of the Fund (bid) and the lowest price a seller is willing to accept for shares of the Fund (ask) when buying or selling shares in the secondary market (the “bid-ask spread”). Recent information regarding the Fund’s NAV, market price, premiums and discounts, and bid-ask spreads is available at www.bondbloxxetf.com. Further, the website will disclose the Fund’s median bid-ask spread over the most recent thirty calendar days.

Tax Information

The Fund intends to make distributions that may be taxable to you as ordinary income or capital gains, unless you are investing through a tax-deferred arrangement such as a 401(k) plan or an individual retirement account, in which case, your distributions generally will be taxed when withdrawn.

Payments to Broker-Dealers and Other Financial Intermediaries

If you purchase shares of the Fund through a broker-dealer or other financial intermediary (such as a bank), BIM or other related companies have in the past and could in the future pay the intermediary for marketing activities and presentations, educational training programs, conferences, the development of technology platforms and reporting systems or other services related to the sale or promotion of the Fund. These payments may create a conflict of interest by influencing the broker-dealer or other intermediary and your salesperson to recommend the Fund over another investment. Ask your salesperson or visit your financial intermediary’s website for more information.

BONDBLOXX USD HIGH YIELD BOND CONSUMER NON-CYCLICALS SECTOR ETF

Investment Objective

The BondBloxx USD High Yield Bond Consumer Non-Cyclicals Sector ETF (the “Fund”) seeks to track the investment results of an index composed of U.S. dollar-denominated, high yield corporate bonds in the consumer non-cyclicals sector.

Fees and Expenses

The following table describes the fees and expenses that you will incur if you buy, hold and sell shares of the Fund.

You may pay other fees, such as brokerage commissions and other fees to financial intermediaries, which are not reflected in the tables and examples below.

Annual Fund Operating Expenses (ongoing expenses that you pay each year as a percentage of the value of your investments)

Management Fees¹	0.35%
Distribution and Service (12b-1)	None
Other Expenses	0.00%
Total Annual Fund Operating Expenses	0.35%

¹ The investment advisory agreement between BondBloxx ETF Trust (the “Trust”) and BondBloxx Investment Management Corporation (“BIM”) (the “Investment Advisory Agreement”) provides that BIM will pay all operating expenses of the Fund, except the management fees, interest expenses, taxes, expenses incurred with respect to the acquisition and disposition of portfolio securities and the execution of portfolio transactions, including brokerage commissions, distribution fees or expenses, litigation expenses and any extraordinary expenses.

Example.

This Example is intended to help you compare the cost of owning shares of the Fund with the cost of investing in other funds. The Example assumes that you invest \$10,000 in the Fund for the time periods indicated and then sell all of your shares at the end of those periods. The Example also assumes that your investment has a 5% return each year and that the Fund’s operating expenses remain the same. Although your actual costs may be higher or lower, based on these assumptions, your costs would be:

1 Year	3 Years	5 Years	10 Years
\$37	\$121	\$223	\$567

Portfolio Turnover.

The Fund may pay transaction costs, such as commissions, when it buys and sells securities (or “turns over” its portfolio). A higher portfolio turnover rate may indicate higher transaction costs and may result in higher taxes when Fund shares are held in a taxable account. These costs, which are not reflected in the Annual Fund Operating Expenses or in the Example, affect the Fund’s performance. For the period from November 1, 2022 to October 31, 2023, the Fund’s portfolio turnover rate was 15% of the average value of its portfolio.

Principal Investment Strategies

The Fund is non-diversified and seeks to track the investment results of the ICE Diversified US Cash Pay High Yield Consumer Non-Cyclical Index (the “Index”), which is a rules-based index consisting of U.S. dollar-denominated below investment grade bonds (as determined by ICE Data Indices, LLC or its affiliates (collectively “Index Provider” or “IDI”)) that contains issuers from the consumer non-cyclicals sector (companies whose performance is generally less closely connected to the business cycle and current economic conditions), including the consumer goods, discount stores, food & drug retail, restaurants, and utilities sub-sectors. The performance of securities in this sector, in the aggregate, may exhibit lower sensitivity in response to macroeconomic or systematic changes in the overall economy. Below investment grade bonds are commonly referred to as “junk bonds.” The Index is a modified market value-weighted index with a cap on each issuer of 25% of the market capitalization of the Index. This means that Index constituents are capitalization weighted, based on their current amount outstanding, and then adjusted in accordance with the index methodology detailed below. There is no limit to the number of issues in the Index, but as of December 31, 2023, the Index included approximately 178 constituents. The bonds included in the Index are publicly issued in the United States domestic market. Because the Index is reconstituted and rebalanced monthly, the components of the Index are likely to change over time.

The Index is composed of a subset of bonds in the ICE BofA US Cash Pay High Yield Constrained Index (the “Underlying Index”). The Index components are classified into “large cap” and “small cap” categories. Their weightings are then adjusted based on a capitalization-weighting adjustment formula. See “More Information About the Funds—Index Construction” for more information about the adjustment formula.

As of December 31, 2023, the bonds eligible for inclusion in the Index include U.S. dollar-denominated high yield corporate bonds, currently in a coupon paying period, that are publicly issued in the U.S. domestic market, and that: (i) are issued by companies having “risk exposure” to countries (*i.e.*, issuers that are subject to the risks of one or more of these countries as a result of the principal country of domicile of the issuers (as determined by the Index Provider)) that are members of the FX-G10, which include Australia, Austria, Belgium, Canada, Cyprus, Estonia, Finland, France, Germany, Greece, Ireland, Italy, Japan, Latvia, Lithuania, Luxembourg, Malta, the Netherlands, New Zealand, Norway, Portugal, Slovakia, Slovenia, Spain, Sweden, Switzerland, the U.K. and the U.S. and their respective territories; (ii) have an average rating of below investment grade (ratings from Fitch Ratings, Inc. (“Fitch”), Moody’s Investors Service, Inc. (“Moody’s”) or S&P Global Ratings are considered; if more than one agency provides a rating, the average rating is attached to the bond); (iii) are registered with the SEC, exempt from registration at issuance, or offered pursuant to Rule 144A under the Securities Act of 1933, as amended (the “1933 Act”), with or without registration rights; (iv) have at least \$250 million of outstanding face value; (v) have an original maturity date of at least 18 months at the time of issuance; (vi) have at least one year to maturity as of the rebalancing date; and (vii) are issued by companies that each derive at least 50% of their revenues or profits from the ownership, operation, development, construction, management, financing, leasing or sale of consumer non-cyclical assets. There is no upper limit on the maturity of bonds eligible for inclusion in the Index. For more information regarding the Underlying Index, see “More Information About the Funds—Underlying Index” below.

BIM uses a “passive” or indexing approach to try to achieve the Fund’s investment objective. Unlike many investment companies, the Fund does not try to “outperform” the index it tracks and does not seek temporary defensive positions when markets decline or appear overvalued.

Indexing will eliminate the chance that the Fund will substantially outperform the Index but also may reduce some of the risks of active management, such as poor security selection. Indexing seeks to achieve lower costs and better after-tax performance by aiming to keep portfolio turnover low in comparison to actively managed investment companies.

BIM uses a representative sampling indexing strategy to manage the Fund. “Representative sampling” is an indexing strategy that involves investing in a representative sample of securities that collectively has an investment profile similar to that of an applicable target index that BIM determines to collectively have an investment profile similar to that of the Index. The securities selected are expected to have, in the aggregate, investment characteristics (based on factors such as market value and sector weightings), fundamental characteristics (such as return variability, duration, maturity, credit ratings and yield) and liquidity measures similar to those of an applicable underlying index. The Fund may or may not hold all of the securities in the Index. There may be instances in which BIM may choose to underweight or overweight a security in the Index, purchase securities not in the Index that BIM believes are

appropriate to substitute for certain securities in the Index in seeking to replicate as closely as possible, before fees and expenses, the performance of the Index. The Fund may sell securities that are represented in the Index in anticipation of their removal from the Index or purchase securities not represented in the Index in anticipation of their addition to the Index.

Under normal circumstances, the Fund will invest at least 80% of its net assets (plus the amount of any borrowings for investment purposes) in high-yield, below-investment grade bonds denominated in U.S. dollars of issuers in the consumer non-cyclicals sector, either directly or indirectly (e.g., through derivatives). The Fund may also invest up to 20% of its net assets in certain futures, options and swap contracts, U.S. Treasury obligations, U.S. Government obligations, U.S. agency securities, securities of other registered investment companies, cash and cash equivalents, as well as in securities not included in its Index, but which BIM believes will help the Fund track its Index.

An issuer is considered to be in the consumer non-cyclicals sector if it derives at least 50% of its revenues or profits from the ownership, operation, development, construction, management, financing, leasing or sale of consumer non-cyclicals assets.

The Fund seeks to track the investment results of the Index before fees and expenses of the Fund.

The Index is sponsored by the Index Provider, which is independent of the Fund and BIM. The Index Provider determines the composition and relative weightings of the bonds in the Index and publishes information regarding the market value of the Index.

Industry Concentration Policy. The Fund will concentrate its investments (*i.e.*, hold 25% or more of its total assets) in a particular industry or group of industries to approximately the same extent that the Index is concentrated. For purposes of this limitation, securities of the U.S. government (including its agencies and instrumentalities), repurchase agreements collateralized by U.S. government securities, and tax-exempt securities of state or municipal governments and their political subdivisions are not considered to be issued by members of any industry. As of December 31, 2023, the Index currently holds 25% or more of its assets in the consumer goods and utilities sub-sectors.

Summary of Principal Risks

As with any investment, you could lose all or a substantial part of your investment in the Fund, and the Fund's performance could trail that of other investments. The Fund is subject to certain risks, including the principal risks noted below. Any such risk may adversely affect the Fund's net asset value per share ("NAV"), trading price, yield, total return and ability to meet its investment objective.

High Yield Securities Risk. Securities that are rated below investment-grade (sometimes referred to as "junk bonds," which may include those bonds rated below "BBB-" by S&P Global Ratings and Fitch or below "Baa3" by Moody's), or similar securities that are unrated, may be deemed speculative, may involve greater levels of risk than higher-rated securities of similar maturity and may be more likely to default. High-yield debt securities' total return and yield may generally be expected to fluctuate more than the total return and yield of investment-grade debt securities. A real or perceived economic downturn or an increase in market interest rates could cause a decline in the value of high-yield debt securities, result in increased redemptions and/or result in increased portfolio turnover, which could result in a decline in the NAV of the Fund, reduce liquidity for certain investments and/or increase costs. High-yield debt securities are often thinly traded and can be more difficult to sell and value accurately than investment-grade debt securities because there may be no established secondary market. Investments in high-yield debt securities could increase liquidity risk for the fund. In addition, the market for high-yield debt securities could experience sudden and sharp volatility, which is generally associated more with investments in stocks.

Market Trading Risk. The Fund faces numerous market trading risks, including the potential lack of an active market for Fund shares or the Fund's underlying portfolio securities, losses from trading in secondary markets, periods of high volatility and disruptions in the creation/redemption process. ANY OF THESE FACTORS, AMONG OTHERS, MAY LEAD TO THE FUND'S SHARES TRADING AT A PREMIUM OR DISCOUNT TO NAV. Accordingly, if a shareholder purchases Fund shares at a time when the market price is at a premium to the NAV, or sells shares at a time when the market price is at a discount to the NAV, the shareholder may sustain losses.

Index-Related Risk. There is no guarantee that the Fund's investment results will have a high degree of correlation to those of the Index or that the Fund will achieve its investment objective. Market disruptions and regulatory restrictions could have an adverse effect on the Fund's ability to adjust its exposure to the required levels in order to track the Index. Errors in index data, index computations or the construction of the Index in accordance with its methodology may occur from time to time and may not be identified and corrected by the Index Provider for a period of time or at all, which may have an adverse impact on the Fund and its shareholders. Unusual market conditions may cause the Index Provider to postpone a scheduled rebalance, which could cause the Index to vary from its normal or expected composition. In addition, the Index Provider may be subject to business or regulatory changes that impair its ability to continue to operate the Index in its current form.

Tracking Error Risk. The Fund may be subject to tracking error, which is the divergence of the Fund's performance from that of the Index. Tracking error may occur because of differences between the securities and other instruments held in the Fund's portfolio and those included in the Index, pricing differences (including, as applicable, differences between a security's price at the local market close and the Fund's valuation of a security at the time of calculation of the Fund's NAV or differences between the securities prices used to value the Index and those used by the Fund), transaction costs incurred by the Fund, securities lending earnings, the Fund's holding of uninvested cash, differences in timing of the accrual of or the valuation of distributions, the requirements to maintain qualification for treatment as a regulated investment company ("RIC") for U.S. federal income tax purposes, portfolio transactions carried out to minimize the distribution of capital gains to shareholders, acceptance of custom baskets, changes to the Index or the costs to the Fund of complying with various new or existing regulatory requirements, among other reasons. This risk may be heightened during times of increased market volatility or other unusual market conditions. Tracking error also may result because the Fund incurs fees and expenses, while the Index does not. **INDEX-BASED EXCHANGE TRADED FUNDS ("ETFs") THAT TRACK INDICES WITH SIGNIFICANT WEIGHT IN HIGH YIELD SECURITIES MAY EXPERIENCE HIGHER TRACKING ERROR THAN OTHER INDEX ETFs THAT DO NOT TRACK SUCH INDICES.**

Bond Risk. The Fund invests a substantial portion of its assets in U.S. dollar-denominated bonds. A bond is an interest-bearing security typically issued by a corporate or government issuer that has a contractual obligation to pay interest at a stated rate on specific dates and to repay principal (the bond's face value) periodically or on a specified maturity date. Bonds generally are used by corporations and governments to borrow money from investors. An issuer may have the right to redeem or "call" a bond before maturity, in which case the Fund may have to reinvest the proceeds at lower market rates. Similarly, the Fund may have to reinvest interest income or payments received when bonds mature, sometimes at lower market rates. Most bonds bear interest income at a "coupon" rate that is fixed for the life of the bond. The value of a fixed-rate bond usually rises when market interest rates fall, and falls when market interest rates rise. Bonds may be unsecured (backed only by the issuer's general creditworthiness) or secured (backed by specified collateral).

Corporate Bond Risk. The Fund will invest in corporate bonds, which are debt instruments issued by corporations to raise capital. The investment return of corporate bonds reflects interest earned on the security and changes in the market value of the security. The market value of a corporate bond may be affected by changes in the market rate of interest, the credit rating of the corporation, the corporation's performance and perceptions of the corporation in the marketplace. There is a risk that the issuers of the securities may not be able to meet their obligations on interest or principal payments at the time called for by an instrument.

Credit Risk. Debt issuers and other counterparties may be unable or unwilling to make timely interest and/or principal payments when due or otherwise honor their obligations. Changes in an issuer's credit rating or the market's perception of an issuer's creditworthiness may also adversely affect the value of the Fund's investment in that issuer. The degree of credit risk depends on an issuer's or counterparty's financial condition and on the terms of an obligation. The Fund invests in fixed income securities of high yield issuers that may exhibit higher levels of credit risk than other types of fixed income instruments.

Asset Class Risk. Securities and other assets in the Index or in the Fund's portfolio may underperform in comparison to the general financial markets, a particular financial market or other asset classes.

Limited History of Operations Risk. The Fund has a limited history of operations for investors to evaluate. The Fund may not attract sufficient assets to achieve or maximize investment and operational efficiencies and remain viable. If the Fund fails to achieve sufficient scale, it may be liquidated.

Focused Investment Risk. To the extent the Fund invests more heavily in particular sectors, sub-sectors, industries, groups of industries, asset classes, markets, regions, countries, or groups of countries, its performance will be especially sensitive to developments that significantly affect those sectors, sub-sectors, industries, asset classes, markets, regions, or countries. In addition, the value of the Fund's shares may change at different rates compared to the value of shares of a fund with investments in a more diversified mix of sectors, sub-sectors, industries, asset classes, markets, regions, or countries. An individual sector, sub-sector, industry, group of industries, asset-class, market, region, country, or group of countries may outperform the broader market during particular periods, but may do so with considerably greater volatility than the broader market. In addition, the several industries that constitute a sector or sub-sector or the several countries or markets that constitute a region or group of countries may all react similarly to economic, political, regulatory or other market events. The Fund's performance could also be affected if the sectors, sub-sectors, industries, asset classes, markets, regions, or countries do not perform as expected. Alternatively, a lack of exposure to one or more other sectors, sub-sectors, industries, asset classes, markets, regions, or countries may adversely affect performance.

Passive Investment Risk. The Fund is not actively managed, and BIM generally does not attempt to take defensive positions under any market conditions, including declining markets or changing interest rate environments.

Interest Rate Risk. During periods of very low or negative interest rates, the Fund may be unable to maintain positive returns or pay dividends to Fund shareholders. Very low or negative interest rates may magnify interest rate risk. Changing interest rates, including rates that fall below zero, may have unpredictable effects on markets, result in heightened market volatility and detract from the Fund's performance to the extent the Fund is exposed to such interest rates. Additionally, under certain market conditions in which interest rates are low and the market prices for portfolio securities have increased, the Fund may have a very low, or even negative yield. A low or negative yield would cause the Fund to lose money in certain conditions and over certain time periods. Risks associated with rising interest rates are heightened under current market conditions given that the U.S. Federal Reserve has raised interest rates from historically low levels and may continue to raise interest rates. In addition, changes in monetary policy may exacerbate the risks associated with changing interest rates. An increase in interest rates will generally cause the value of securities held by the Fund to decline, may lead to heightened volatility in the fixed-income markets and may adversely affect the liquidity of certain fixed-income investments, including those held by the Fund. The historically low interest rate environment in recent years heightens the risks associated with rising interest rates.

Income Risk. The Fund's income may decline if interest rates fall. This decline in income can occur because the Fund may subsequently invest in lower-yielding bonds as bonds in its portfolio mature, are near maturity or are called, bonds in the Index are substituted, or the Fund otherwise needs to purchase additional bonds.

Call Risk. During periods of falling interest rates, an issuer of a callable bond held by the Fund may "call" or repay the security prior to its stated maturity, and the Fund may have to reinvest the proceeds in securities with lower interest rates, which would result in a decline in the Fund's income, or in securities with greater risks or with other less favorable features.

Inflation Risk. Inflation is a sustained rise in overall price levels. Moderate inflation is associated with economic growth, while high inflation can signal an overheated economy. Inflation risk is the risk that the value of assets or income from investments will be less in the future as inflation decreases the value of money (i.e., as inflation increases, the values of the Fund's assets can decline). Inflation poses a "stealth" threat to investors because it reduces savings and investment returns. Central banks, such as the U.S. Federal Reserve, generally attempt to control inflation by regulating the pace of economic activity. They typically attempt to affect economic activity by raising and lowering short-term interest rates. At times, governments may attempt to manage inflation through fiscal policy, such as by raising taxes or reducing spending, thereby reducing economic activity; conversely, governments can attempt to combat deflation with tax cuts and increased spending designed to stimulate economic activity. Inflation rates may change frequently and significantly as a result of various factors, including unexpected shifts in the domestic or global economy and changes in economic policies, and the Fund's investments may not keep pace with inflation, which may result in losses to Fund shareholders. This risk is greater for fixed-income instruments with longer maturities.

Market Risk. The Fund could lose money over short periods due to short-term market movements and over longer periods during more prolonged market downturns. Local, regional or global events such as war, acts of terrorism, the spread of infectious illness or other public health issues, recessions, the advent of significant inflation, or other events could have a significant impact on the Fund and its investments and could result in increased premiums or discounts to the Fund's NAV.

Consumer Non-Cyclicals Sector Risk. The consumer non-cyclicals sector consists principally of consumer staples companies that operate in numerous sub-sectors, including the consumer goods, discount stores, food & drug retail, restaurants, and utilities sub-sectors. Investments in the consumer non-cyclicals sector involve risks associated with companies that manufacture products and provide discretionary services directly to the consumer. Performance of companies in the consumer non-cyclicals sector may be adversely impacted by fluctuations in supply and demand, changes in the global economy, consumer spending, competition, demographics and consumer preferences, and production spending. Companies in the consumer non-cyclicals sector are also affected by changes in government regulation, global economic, environmental and political events, and economic conditions.

Consumer Staples Sub-Sector Risk. Companies in the consumer goods sub-sector may be strongly affected by social trends, marketing campaigns and other factors affecting consumer demand. Governmental regulation affecting the use of various food additives may affect the profitability of certain consumer goods companies represented in the Index. Many consumer goods in the U.S. may also be marketed globally, and such consumer goods companies may be affected by the demand and market conditions in non-U.S. countries.

Utilities Sub-Sector Risk. The utilities sub-sector may be adversely affected by changing commodity prices, government regulation stipulating rates charged by utilities, increased tariffs, changes in tax laws, interest rate fluctuations and changes in the cost of providing specific utility services. The utilities sub-sector is also subject to potential terrorist attacks, including hacks and cyber-security attacks, natural disasters and severe weather conditions, as well as regulatory and operational burdens associated with the operation and maintenance of nuclear facilities. Government regulators monitor and control utility revenues and costs, and therefore may limit utility profits. In certain countries, regulatory authorities may also restrict a company's access to new markets, thereby diminishing the company's long-term prospects.

Issuer Risk. The performance of the Fund depends on the performance of individual securities to which the Fund has exposure. The Fund may be adversely affected if an issuer of underlying securities held by the Fund is unable or unwilling to repay principal or interest when due. Changes in the financial condition or credit rating of an issuer of those securities may cause the value of the securities to decline.

Geographic Risk. A natural disaster could occur in a geographic region in which the Fund invests, which could adversely affect the economy or the business operations of companies in the specific geographic region, causing an adverse impact on the Fund's investments in, or which are exposed to, the affected region.

Risk of Investing in the United States. Certain changes in the U.S. economy, such as when the U.S. economy weakens or when its financial markets decline, may have an adverse effect on the securities to which the Fund has exposure.

Infectious Illness Risk. A widespread outbreak of an infectious illness, such as the COVID-19 pandemic, may result in travel restrictions, disruption of healthcare services, prolonged quarantines, cancellations, supply chain disruptions, business closures, lower consumer demand, layoffs, ratings downgrades, defaults and other significant economic, social and political impacts. Markets may experience temporary closures, extreme volatility, severe losses, reduced liquidity and increased trading costs. Such events may adversely affect the Fund and its investments and may impact the Fund's ability to purchase or sell securities or cause elevated tracking error and increased premiums or discounts to the Fund's NAV. Despite the development of vaccines, the duration of the COVID-19 pandemic and its effects cannot be predicted with certainty.

Concentration Risk. The Fund may be susceptible to an increased risk of loss, including losses due to adverse events that affect the Fund's investments more than the market as a whole, to the extent that the Fund's investments are concentrated in the securities and/or other assets of a particular issuer or issuers, sector, sub-sector, market segment, market, industry, group of industries, country, group of countries, region or asset class.

Non-Diversification Risk. The Fund is classified as a “non-diversified” fund under the Investment Company Act of 1940, as amended. Accordingly, the Fund may invest a greater portion of its assets in the securities of a single issuer than if it were a “diversified” fund. To the extent that the Fund invests a higher percentage of its assets in the securities of a single issuer, the Fund is subject to a higher degree of risk associated with and developments affecting that issuer than a fund that invests more widely.

Illiquid Investments Risk. The Fund may invest up to an aggregate amount of 15% of its net assets in illiquid investments. An illiquid investment is any investment that the Fund reasonably expects cannot be sold or disposed of in current market conditions in seven calendar days or less without significantly changing the market value of the investment. To the extent the Fund holds illiquid investments, the illiquid investments may reduce the returns of the Fund because the Fund may be unable to transact at advantageous times or prices. During periods of market volatility, liquidity in the market for the Fund’s shares may be impacted by the liquidity in the market for the underlying securities or instruments held by the Fund, which could lead to the Fund’s shares trading at a premium or discount to the Fund’s NAV. The high yield securities in which the Fund invests may experience greater liquidity challenges than other types of securities during periods of market stress.

Privately Issued Securities Risk. The Fund may invest in privately issued securities, including those that are normally purchased pursuant to Rule 144A or Regulation S promulgated under the 1933 Act. Privately issued securities are securities that have not been registered under the 1933 Act and as a result may be subject to legal restrictions on resale. Privately issued securities are generally not traded on established markets. As a result of the absence of a public trading market, privately issued securities may be deemed to be illiquid investments, may be more difficult to value than publicly traded securities and may be subject to wide fluctuations in value. Delay or difficulty in selling such securities may result in a loss to the Fund.

Authorized Participant Concentration Risk. Only an Authorized Participant (as defined in the *Creations and Redemptions* section of this Prospectus) may engage in creation or redemption transactions directly with the Fund, and Authorized Participants are not obligated to engage in creation and/or redemption transactions. The Fund has a limited number of institutions that may act as Authorized Participants on an agency basis (*i.e.*, on behalf of other market participants). To the extent that Authorized Participants exit the business or are unable or unwilling to proceed with creation or redemption orders with respect to the Fund and no other Authorized Participant is willing or able to step forward to create or redeem, Fund shares may be more likely to trade at a premium or discount to NAV and possibly face trading halts or delisting.

Exchange-Traded Fund and Other Investment Company Risk. The Fund may invest in shares of other investment companies and ETFs. Shareholders bear both their proportionate share of the Fund’s expenses and similar expenses of the underlying investment company or ETF when the Fund invests in shares of another investment company or ETF. The Fund is subject to the risks associated with the ETF or investment company’s investments. The price and movement of an ETF designed to track an index may not track the index and may result in a loss. In addition, ETFs may trade at a price above (premium) or below (discount) their net asset value, especially during periods of significant market volatility or stress, causing investors to pay significantly more or less than the value of the ETF’s underlying portfolio. Certain ETFs traded on exchanges may be thinly traded and experience large spreads between the “ask” price quoted by a seller and the “bid” price offered by a buyer.

Management Risk. Because BIM uses a representative sampling indexing strategy, the Fund may not be able to fully replicate the Index and may hold securities not included in the Index. As a result, the Fund is subject to the risk that BIM’s investment strategy, the implementation of which is subject to a number of constraints, may not produce the intended results.

Operational Risk. The Fund is exposed to operational risks arising from a number of factors, including, but not limited to, human error, processing and communication errors, errors of the Fund’s service providers, Authorized Participants, market makers, counterparties or other third-parties, failed or inadequate processes and computer, technology or systems failures. The Fund and BIM seek to reduce these operational risks through controls and procedures. However, these measures do not address every possible risk and may be inadequate to address significant operational risks.

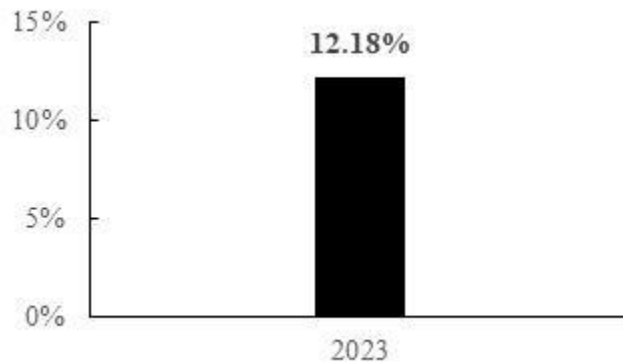
Valuation Risk. The price the Fund could receive upon the sale of a security or other asset may differ from the Fund's valuation of the security or other asset and from the value used by the Index, particularly for securities or other assets that trade in low volume or volatile markets or that are valued using a fair value methodology as a result of trade suspensions or for other reasons. In addition, the value of the securities or other assets in the Fund's portfolio may change on days or during time periods when shareholders will not be able to purchase or sell the Fund's shares. Authorized Participants who purchase or redeem Fund shares on days when the Fund is holding fair-valued securities may receive fewer or more shares, or lower or higher redemption proceeds, than they would have received had the Fund not fair-valued securities or used a different valuation methodology. The Fund's ability to value investments may be impacted by a lack of current market prices, technological issues or errors by pricing services or other third-party service providers.

Cybersecurity Risk. Failures or breaches of the electronic or computer systems of the Fund, BIM, the Fund's distributor, the Index Provider and other service providers, market makers, Authorized Participants or the issuers of securities in which the Fund invests have the ability to cause disruptions, negatively impact the Fund's business operations and/or potentially result in financial losses to the Fund and its shareholders. While the Fund has established business continuity plans and risk management systems seeking to address system breaches or failures, there are inherent limitations in such plans and systems. Furthermore, the Fund cannot control the cybersecurity plans and systems of the Index Provider and other service providers, market makers, Authorized Participants or issuers of securities in which the Fund invests.

Performance Information

The following performance information provides some indication of the risks of investing in the Fund. The bar chart shows the performance of the Fund's shares for each full calendar year since the Fund's inception. The table below shows how the average annual total returns of the Fund's shares for the periods shown compare to those of a broad-based securities market index. The Fund's past performance (before and after taxes) is not necessarily an indication of how the Fund will perform in the future. Updated performance information, including the Fund's current NAV, may be obtained by visiting our website at www.bondbloxxetf.com or by calling (800) 896-5089 (toll free).

Annual Total Returns (%) as of December 31, 2023



The Fund's best and worst calendar quarters
Best Quarter: 7.45% (December 31, 2023)
Worst Quarter: -7.65% (June 30, 2022)

AVERAGE ANNUAL TOTAL RETURNS

(for the period ended December 31, 2023)

	<u>1 Year</u>	<u>Since Inception (02/15/2022)</u>
Return Before Taxes	12.18%	2.92%
ICE Diversified US Cash Pay High Yield Consumer Non-Cyclical Index <i>(reflects no deduction for fees, expenses, or taxes)</i>	12.74%	3.36%

Management

Investment Adviser. BondBloxx Investment Management Corporation.

Portfolio Managers. Elya Schwartzman and Daniel Goldman (the “Portfolio Managers”) are primarily responsible for the day-to-day management of the Fund. Mr. Schwartzman has been a fixed income Portfolio Manager of the Fund since the Fund’s inception. Mr. Goldman has been a fixed income Portfolio Manager of the Fund since February 2024.

Purchase and Sale of Fund Shares

The Fund is an ETF. Individual shares of the Fund may only be bought and sold in the secondary market through a broker-dealer at a market price. When you buy or sell shares of the Fund, you may be required to pay a brokerage commission, and you may experience tax consequences, including gains or losses, in connection with these transactions. Because ETF shares trade at market prices rather than at NAV, shares may trade at a price greater than NAV (a premium) or less than NAV (a discount). An investor may incur costs attributable to the difference between the highest price a buyer is willing to pay to purchase shares of the Fund (bid) and the lowest price a seller is willing to accept for shares of the Fund (ask) when buying or selling shares in the secondary market (the “bid-ask spread”). Recent information regarding the Fund’s NAV, market price, premiums and discounts, and bid-ask spreads is available at www.bondbloxxetf.com. Further, the website will disclose the Fund’s median bid-ask spread over the most recent thirty calendar days.

Tax Information

The Fund intends to make distributions that may be taxable to you as ordinary income or capital gains, unless you are investing through a tax-deferred arrangement such as a 401(k) plan or an individual retirement account, in which case, your distributions generally will be taxed when withdrawn.

Payments to Broker-Dealers and Other Financial Intermediaries

If you purchase shares of the Fund through a broker-dealer or other financial intermediary (such as a bank), BIM or other related companies have in the past and could in the future pay the intermediary for marketing activities and presentations, educational training programs, conferences, the development of technology platforms and reporting systems or other services related to the sale or promotion of the Fund. These payments may create a conflict of interest by influencing the broker-dealer or other intermediary and your salesperson to recommend the Fund over another investment. Ask your salesperson or visit your financial intermediary’s website for more information.

BONDBLOXX USD HIGH YIELD BOND SECTOR ROTATION ETF

Investment Objective

The BondBloxx USD High Yield Bond Sector Rotation ETF (the “Fund”) seeks to provide total return by primarily investing its assets in U.S. dollar-denominated, high yield corporate bonds in the various sectors of the fixed income securities market through other exchange-traded funds (“ETFs”).

Fees and Expenses

The following table describes the fees and expenses that you will incur if you buy, hold and sell shares of the Fund.

You may pay other fees, such as brokerage commissions and other fees to financial intermediaries, which are not reflected in the tables and examples below.

Annual Fund Operating Expenses (ongoing expenses that you pay each year as a percentage of the value of your investments)

Management Fees	0.45%
Distribution and Service (12b-1)	None
Other Expenses¹	0.20%
Acquired (Underlying) Fund Fees and Expenses²	0.35%
Total Annual Fund Operating Expenses	1.00%
Fee Waiver and/or Expense Reimbursement³	(0.45)%
Total Annual Fund Operating Expenses After Fee Waiver and/or Expense Reimbursement	0.55%

¹ Other Expenses are based on estimated amounts for the current fiscal year.

² The Fund may incur “Acquired (Underlying) Fund Fees and Expenses.” Acquired (Underlying) Fund Fees and Expenses reflect the Fund’s *pro rata* share of the fees and expenses incurred indirectly by the Fund as a result of investing in other investment companies. The operating expenses in this fee table will not correlate to the expense ratio in the Fund’s financial highlights because the financial statements include only the direct operating expenses incurred by the Fund. The Acquired (Underlying) Fund Fees and Expenses are based on estimated amounts for the current fiscal year.

³ BIM has contractually agreed to waive fees and/or reimburse operating expenses (other than interest, brokerage, taxes, extraordinary expenses and non-affiliated acquired fund fees and expenses) so that the ratio of the Fund’s net total annual operating expenses will not exceed 0.55% through the anniversary of the listing date of the Fund in 2026. The contractual fee waiver may be terminated prior to the anniversary of the listing date of the Fund in 2026 only upon written agreement of the Trust and BIM.

Example.

This Example is intended to help you compare the cost of owning shares of the Fund with the cost of investing in other funds. The Example assumes that you invest \$10,000 in the Fund for the time periods indicated and then sell all of your shares at the end of those periods. The Example also assumes that your investment has a 5% return each year and that the Fund’s operating expenses remain the same. Although your actual costs may be higher or lower, based on these assumptions, your costs would be:

1 Year	3 Years	5 Years	10 Years
\$58	\$190	\$348	\$882

Portfolio Turnover.

The Fund and the Underlying Funds may pay transaction costs, such as commissions, when they buy and sell securities (or “turns over” its portfolio). A higher portfolio turnover rate for the Fund or the Underlying Funds may indicate higher transaction costs, may cause the Fund or the Underlying Funds to incur increased expenses and may result in higher taxes when Fund shares are held in a taxable account. These costs, which are not reflected in the Annual Fund Operating Expenses or in the Example (except costs to the Underlying Funds included as part of Acquired (Underlying) Fund Fees and Expenses), affect the Fund’s performance. To the extent an Underlying Fund incurs costs from high portfolio turnover, such costs may have a negative effect on the performance of the Fund. For the period from July 1, 2023 to October 31, 2023, the Fund’s portfolio turnover rate was 107% of the average value of its portfolio. For the period from September 16, 2023 to October 31, 2023, the Fund’s portfolio turnover rate was 107% of the average value of its portfolio. The Fund acquired the assets and liabilities of the Highland/iBoxx Senior Loan ETF, a series of NexPoint Funds I (the “Predecessor Fund”), following the reorganization of the Predecessor Fund with and into the Fund on September 18, 2023. The Predecessor Fund had a fiscal year of June 30, and the Fund has a fiscal year of October 31.

Principal Investment Strategies

The Fund is “actively managed” and does not seek to replicate the performance of a specified index. The Fund is newly organized and operates as a “fund of funds,” meaning that it primarily invests its assets in securities of other ETFs. In particular, the Fund allocates its assets among ETFs that each focus on U.S. dollar-denominated, high yield corporate bonds (commonly referred to as “junk bonds”) in the various sectors of the fixed income securities market (each, a “Sector” and collectively, the “Sectors”). As of December 31, 2023, , the Sectors include: the Industrials, Telecom, Media & Technology, Healthcare, Financial & REIT, Energy, Consumer Cyclical, and Consumer Non-Cyclical Sectors. Exposure to the Sectors is obtained by investing in ETFs that invest in the specific sectors included in the ICE BofA US Cash Pay High Yield Constrained Index (the “Underlying Benchmark”), which is a rules-based index consisting of U.S. dollar-denominated below investment grade corporate debt, currently in a coupon paying period, that is publicly issued in the U.S. domestic market (as determined by ICE Data Indices, LLC (“IDI” or “Index Provider”). The sector classifications as determined by IDI are subject to change and are not controlled by the Fund or BondBloxx Investment Management Corporation (the “Adviser” or “BIM”), the Fund’s and the Underlying Funds’ (as defined below) investment adviser. The ETFs in which the Fund invests are: BondBloxx USD High Yield Bond Industrial Sector ETF (ticker: XHYI), BondBloxx USD High Yield Bond Telecom, Media & Technology Sector ETF (ticker: XHYT), BondBloxx USD High Yield Bond Healthcare Sector ETF (ticker: XHYH), BondBloxx USD High Yield Bond Financial & REIT Sector ETF (ticker: XHYF), BondBloxx USD High Yield Bond Energy Sector ETF (ticker: XHYE), BondBloxx USD High Yield Bond Consumer Cyclical Sector ETF (ticker: XHYC) and BondBloxx USD High Yield Bond Consumer Non-Cyclical Sector ETF (ticker: XHYD) (each, an “Underlying Fund”). The Fund will be close to fully invested at all times in the Underlying Funds. Each Underlying Fund is an affiliated fund advised by the Adviser.

The Adviser has retained Delaware Investments Fund Advisers, a series of Macquarie Investment Management Business Trust, a Delaware statutory trust (the “Sub-Adviser”), to provide the Adviser with periodic asset allocation advisory services with respect to the Underlying Funds. “Sector rotation” refers to the allocation and reallocation of Fund assets from one or more Sectors into one or more other Sectors. The Sub-Adviser makes asset allocation recommendations among the Underlying Funds based on its fundamental investment approach that takes into consideration the analysis of macroeconomic, financial and market data to formulate decisions regarding the recommended sector allocation(s) within the portfolio, which may result in the allocation and reallocation of Fund assets from one or more Sectors into one or more other Sectors.

The Sub-Adviser’s recommended allocations may attempt to enhance returns relative to the Underlying Benchmark by overweighting and underweighting exposure to the Sectors and this may consequently increase or reduce the Fund’s overall exposure to certain Underlying Funds. It is possible the Fund may not have exposure to all Sectors or Underlying Funds at all times.

The Adviser typically rebalances the Fund’s portfolio of Underlying Funds on a monthly basis after receiving asset allocation recommendations from the Sub-Adviser, although rebalancing may occur more or less frequently depending on market conditions. As a result of frequent rebalances, the Fund may experience a high turnover rate.

Under normal circumstances, the Fund invests at least 80% of its net assets (plus the amount of borrowings for investment purposes) directly or indirectly through the Underlying Funds, in high yield bonds issued by U.S. companies. High yield bonds are below investment grade securities (sometimes referred to as “junk bonds”) that are rated below “BBB-” by S&P Global Ratings and Fitch or below “Baa3” by Moody’s or similar securities that are unrated but considered to be of equivalent quality by BIM. The Fund may also invest up to 20% of its net assets in certain futures, options and swap contracts, U.S. Treasury obligations, U.S. Government obligations, U.S. agency securities, securities of other registered investment companies, cash and cash equivalents.

The Fund is non-diversified, which means that it may invest a greater percentage of its assets in a particular issuer and may invest in fewer issuers than a diversified fund.

Summary of Principal Risks

As with any investment, you could lose all or a substantial part of your investment in the Fund, and the Fund’s performance could trail that of other investments. The Fund is subject to certain risks, including the principal risks noted below (either directly or through its investments in the Underlying Funds). Any such risk may adversely affect the Fund’s net asset value per share (“NAV”), trading price, yield, total return and ability to meet its investment objective. The description of the principal risks below applies to the Fund and the Underlying Funds, as applicable.

High Yield Securities Risk. Securities that are rated below investment-grade (sometimes referred to as “junk bonds,” which may include those bonds rated below “BBB-” by S&P Global Ratings and Fitch or below “Baa3” by Moody’s), or similar securities that are unrated, may be deemed speculative, may involve greater levels of risk than higher-rated securities of similar maturity and may be more likely to default. High-yield debt securities’ total return and yield may generally be expected to fluctuate more than the total return and yield of investment-grade debt securities. A real or perceived economic downturn or an increase in market interest rates could cause a decline in the value of high-yield debt securities, result in increased redemptions and/or result in increased portfolio turnover, which could result in a decline in the NAV of the Fund, reduce liquidity for certain investments and/or increase costs. High-yield debt securities are often thinly traded and can be more difficult to sell and value accurately than investment-grade debt securities because there may be no established secondary market. Investments in high-yield debt securities could increase liquidity risk for the fund. In addition, the market for high-yield debt securities could experience sudden and sharp volatility, which is generally associated more with investments in stocks.

High yield securities that are unrated expose investors to risks with respect to capacity to pay interest or repay principal that are similar to the risks of below investment grade bonds. Evaluation of these securities is dependent on BIM’s judgment, analysis and experience in the evaluation of such securities.

Market Trading Risk. The Fund faces numerous market trading risks, including the potential lack of an active market for Fund shares or the Fund’s underlying portfolio securities, losses from trading in secondary markets, periods of high volatility and disruptions in the creation/redemption process. ANY OF THESE FACTORS, AMONG OTHERS, MAY LEAD TO THE FUND’S SHARES TRADING AT A PREMIUM OR DISCOUNT TO NAV. Accordingly, if a shareholder purchases Fund shares at a time when the market price is at a premium to the NAV, or sells shares at a time when the market price is at a discount to the NAV, the shareholder may sustain losses.

Investment in the Underlying Funds Risk. The Fund invests a substantial portion of its assets in the Underlying Funds. Accordingly, the Fund’s investment performance will be directly related to the performance of the Underlying Funds, and the Fund is subject to the risk factors associated with the investments of the Underlying Funds and will be affected by the investment policies and practices of the Underlying Funds in direct proportion to the amount of assets allocated to each. To the extent the Fund is exposed more heavily to one or more particular Sectors, its performance will be especially sensitive to risks associated with those Sectors, which include:

- **Industrial Sector Risk.** Industrial companies are affected by supply and demand both for their specific product or service and for industrial sector products in general. Government regulation, world events, exchange rates and economic conditions, technological developments and liabilities for environmental damage and general civil liabilities will likewise affect the performance of these companies.

- **Telecom, Media and Technology Sector Risk.** The telecom, media and technology sector consists of a number of sub-sectors, including the telecommunications, communication services, technology and electronics and media sub-sectors. These sectors are subject to the risks of rapid innovation and obsolescence cycles, intellectual property theft, government regulation, cybersecurity incidents and labor force challenges, among others. There is significant competition for technological advances, and issuers that fail to innovate will be adversely impacted. In addition, issuers in certain sub-sectors require substantial capital investments to develop products and services.
- **Healthcare Sector Risk.** The profitability of companies in the healthcare sector may be adversely affected by the following factors, among others: extensive government regulations, restrictions on government reimbursement for medical expenses, rising costs of medical products and services, pricing pressure, an increased emphasis on outpatient and tele-health services, changes in the demand for medical products and services, a limited number of products, industry innovation, changes in technologies and other market developments.
- **Financial Sector Risk.** The financial sector consists of numerous sub-sectors, including the banking, financial services, insurance and REIT sub-sectors. Companies in the financial sector of an economy are subject to extensive governmental regulation and intervention, which may adversely affect the scope of their activities, the prices they can charge, the amount of capital they must maintain and, potentially, their size. Certain risks may impact the value of investments in the financial sector more severely than those of investments outside this sector, including the risks associated with companies that operate with substantial financial leverage. Companies in the financial sector are exposed directly to the credit risk of their borrowers and counterparties, who may be leveraged to an unknown degree, including through swaps and other derivatives products. Financial services companies may have significant exposure to the same borrowers and counterparties, with the result that a borrower's or counterparty's inability to meet its obligations to one company may affect other companies with exposure to the same borrower or counterparty. This interconnectedness of risk may result in significant negative impacts to companies with direct exposure to the defaulting counterparty as well as adverse cascading effects in the markets and the financial sector generally. Companies in the financial sector may also be adversely affected by increases in interest rates and loan losses, decreases in the availability of money or asset valuations, credit rating downgrades and adverse conditions in other related markets. The financial sector is particularly sensitive to fluctuations in interest rates. Events involving limited liquidity, defaults, non-performance or other adverse developments that affect one industry, such as the financial services industry, or concerns or rumors about any events of these kinds, have in the past and may in the future lead to market-wide liquidity problems, may spread to other industries, and could negatively affect the value and liquidity of the Fund's investments. The financial sector is also a target for cyberattacks, and may experience technology malfunctions and disruptions. In recent years, cyberattacks and technology malfunctions and failures have become increasingly frequent in this sector and have reportedly caused losses to companies in this sector, which may negatively impact the Fund.
- **Energy Sector Risk.** The energy sector consists of a number of sub-sectors, including the exploration & production, gas distribution, oil field equipment & services, and oil refining & marketing sub-sectors. The success of companies in the energy sector may be cyclical and highly dependent on energy prices. The market value of securities issued by companies in the energy sector may decline for the following reasons, among others: changes in the levels and volatility of global energy prices, energy supply and demand, geopolitical instability and capital expenditures on exploration and production of energy sources; exchange rates, interest rates, economic conditions, and tax treatment; regulation of energy production and the cost and availability of government subsidies; and energy conservation efforts, increased competition and technological advances. Companies in this sector may be subject to substantial government regulation and contractual fixed pricing, which may increase the cost of doing business and limit the earnings of these companies.
- **Consumer Cyclical Sector Risk.** The consumer cyclicals sector consists of a number of sub-sectors, including the automotive, consumer discretionary, leisure, real estate development and management, department store and specialty retail sub-sectors. The success of consumer cyclical companies is tied closely to the performance of domestic and international economies, exchange rates, interest rates, competition, consumer confidence, changes in demographics and preferences. Companies in the consumer cyclicals sector depend heavily on disposable household income and consumer spending, and may be strongly affected by social trends and marketing campaigns. These companies may be subject to severe competition, which may have an adverse impact on their profitability.

- **Consumer Non-Cyclicals Sector Risk.** The consumer non-cyclicals sector consists principally of consumer staples companies that operate in numerous sub-sectors, including the consumer goods, discount stores, food & drug retail, restaurants, and utilities sub-sectors. Investments in the consumer non-cyclicals sector involve risks associated with companies that manufacture products and provide discretionary services directly to the consumer. Performance of companies in the consumer non-cyclicals sector may be adversely impacted by fluctuations in supply and demand, changes in the global economy, consumer spending, competition, demographics and consumer preferences, and production spending. Companies in the consumer non-cyclicals sector are also affected by global economic, environmental and political events, and economic conditions. The products of consumer non-cyclical companies are subject to government regulation which may negatively impact such companies' performance.

A strategy used by the Underlying Funds may fail to produce the intended results. If the Fund has allocated a higher portion of its net assets to a particular Underlying Fund, it may be more susceptible to adverse developments affecting that Underlying Fund and may be more susceptible to losses because of these developments. The Fund's ability to achieve its investment objective will depend on the ability of the Underlying Funds to achieve their investment objectives. There can be no assurance that the investment objective of any Underlying Fund can be achieved. With respect to the Underlying Funds, which are all designed to track an index, the price and movement of an ETF designed to track an index may not track the index and may result in a loss. In addition, ETFs may trade at a price above (premium) or below (discount) their net asset value, especially during periods of significant market volatility or stress, causing investors to pay significantly more or less than the value of the ETF's underlying portfolio. Certain ETFs traded on exchanges may be thinly traded and experience large spreads between the "ask" price quoted by a seller and the "bid" price offered by a buyer.

The Fund's NAV will change with changes in the value of the Underlying Funds and other investments based on their market valuations. The Fund's market price may deviate from value of the Fund's underlying holdings, particularly in times of market stress, and as a result, investors may pay more or receive less than the underlying value of the Fund's shares bought or sold. See also "-Exchange-Traded Fund (ETF) and Other Investment Company Risk" below. An investment in the Fund will entail more costs and expenses than a direct investment in the Underlying Funds.

Affiliated ETF Risk. The Adviser receives advisory fees from the Underlying Funds. It is possible that a conflict of interest among the Fund and the Underlying Funds could affect how the Adviser fulfills its fiduciary duties to the Fund and the Underlying Funds. The Adviser may have an incentive to take into account the effect on an Underlying Fund in which the Fund may invest in determining whether, and under what circumstances, to purchase or sell shares in that Underlying Fund. In addition, the fees payable to the Adviser by certain of the Underlying Funds may be higher than the fee payable by the Fund. However, the Adviser has a fiduciary duty to act in the Fund's best interests when selecting the Underlying Funds.

Asset Allocation Risk. The Fund's investment performance depends upon the successful allocation by the Adviser of the Fund's assets among the Sectors after Adviser receives asset allocation recommendations from the Sub-Adviser. There is no guarantee that the allocation techniques and decisions made in connection therewith will produce the desired results. Any imperfections, errors or limitations in the allocation techniques and decisions made could result in investment outcomes different from or opposite to those expected or desired by the Fund.

Exchange-Traded Fund and Other Investment Company Risk. The Fund may invest in shares of other investment companies and ETFs, including the affiliated Underlying Funds. Shareholders bear both their proportionate share of the Fund's expenses and similar expenses of the underlying investment company or ETF when the Fund invests in shares of another investment company or ETF. The Fund is subject to the risks associated with the ETF or investment company's investments. The price and movement of an ETF designed to track an index may not track the index and may result in a loss. In addition, ETFs may trade at a price above (premium) or below (discount) their net asset value, especially during periods of significant market volatility or stress, causing investors to pay significantly more or less than the value of the ETF's underlying portfolio. Certain ETFs traded on exchanges may be thinly traded and experience large spreads between the "ask" price quoted by a seller and the "bid" price offered by a buyer.

Bond Risk. The Fund invests a substantial portion of its assets in U.S. dollar-denominated bonds. A bond is an interest-bearing security typically issued by a corporate or government issuer that has a contractual obligation to pay interest at a stated rate on specific dates and to repay principal (the bond's face value) periodically or on a specified maturity date. Bonds generally are used by corporations and governments to borrow money from investors. An issuer may have the right to redeem or "call" a bond before maturity, in which case the Fund may have to reinvest the proceeds at lower market rates. Similarly, the Fund may have to reinvest interest income or payments received when bonds mature, sometimes at lower market rates. Most bonds bear interest income at a "coupon" rate that is fixed for the life of the bond. The value of a fixed-rate bond usually rises when market interest rates fall, and falls when market interest rates rise. Bonds may be unsecured (backed only by the issuer's general creditworthiness) or secured (backed by specified collateral).

Corporate Bond Risk. The Fund will invest in corporate bonds, which are debt instruments issued by corporations to raise capital. The investment return of corporate bonds reflects interest earned on the security and changes in the market value of the security. The market value of a corporate bond may be affected by changes in the market rate of interest, the credit rating of the corporation, the corporation's performance and perceptions of the corporation in the marketplace. There is a risk that the issuers of the securities may not be able to meet their obligations on interest or principal payments at the time called for by an instrument.

Asset Class Risk. Securities and other assets in an Underlying Fund's underlying index or in the Fund's portfolio may underperform in comparison to the general financial markets, a particular financial market or other asset classes.

Limited History of Operations Risk. The Fund has a limited history of operations for investors to evaluate. The Fund may not attract sufficient assets to achieve or maximize investment and operational efficiencies and remain viable. If the Fund fails to achieve sufficient scale, it may be liquidated.

Interest Rate Risk. During periods of very low or negative interest rates, the Fund may be unable to maintain positive returns or pay dividends to Fund shareholders. Very low or negative interest rates may magnify interest rate risk. Changing interest rates, including rates that fall below zero, may have unpredictable effects on markets, result in heightened market volatility and detract from the Fund's performance to the extent the Fund is exposed to such interest rates. Additionally, under certain market conditions in which interest rates are low and the market prices for portfolio securities have increased, the Fund may have a very low, or even negative yield. A low or negative yield would cause the Fund to lose money in certain conditions and over certain time periods. Risks associated with rising interest rates are heightened under current market conditions given that the U.S. Federal Reserve has raised interest rates from historically low levels and may continue to raise interest rates. In addition, changes in monetary policy may exacerbate the risks associated with changing interest rates. An increase in interest rates will generally cause the value of securities held by the Fund to decline, may lead to heightened volatility in the fixed-income markets and may adversely affect the liquidity of certain fixed-income investments, including those held by the Fund. The historically low interest rate environment in recent years heightens the risks associated with rising interest rates.

Income Risk. The Fund's income may decline if interest rates fall. This decline in income can occur because the Fund may subsequently invest in lower-yielding bonds as bonds in its portfolio mature, are near maturity or are called, bonds in an Underlying Fund's underlying index are substituted, or the Fund otherwise needs to purchase additional bonds.

Call Risk. During periods of falling interest rates, an issuer of a callable bond held by the Fund may "call" or repay the security prior to its stated maturity, and the Fund may have to reinvest the proceeds in securities with lower interest rates, which would result in a decline in the Fund's income, or in securities with greater risks or with other less favorable features.

Credit Risk. Debt issuers and other counterparties may be unable or unwilling to make timely interest and/or principal payments when due or otherwise honor their obligations. Changes in an issuer's credit rating or the market's perception of an issuer's creditworthiness may also adversely affect the value of the Fund's investment in that issuer. The degree of credit risk depends on an issuer's or counterparty's financial condition and on the terms of an obligation. The Fund invests in fixed income securities of high yield issuers that may exhibit higher levels of credit risk than other types of fixed income instruments.

Inflation Risk. Inflation is a sustained rise in overall price levels. Moderate inflation is associated with economic growth, while high inflation can signal an overheated economy. Inflation risk is the risk that the value of assets or income from investments will be less in the future as inflation decreases the value of money (i.e., as inflation increases, the values of the Fund’s assets can decline). Inflation poses a “stealth” threat to investors because it reduces savings and investment returns. Central banks, such as the U.S. Federal Reserve, generally attempt to control inflation by regulating the pace of economic activity. They typically attempt to affect economic activity by raising and lowering short-term interest rates. At times, governments may attempt to manage inflation through fiscal policy, such as by raising taxes or reducing spending, thereby reducing economic activity; conversely, governments can attempt to combat deflation with tax cuts and increased spending designed to stimulate economic activity. Inflation rates may change frequently and significantly as a result of various factors, including unexpected shifts in the domestic or global economy and changes in economic policies, and the Fund’s investments may not keep pace with inflation, which may result in losses to Fund shareholders. This risk is greater for fixed-income instruments with longer maturities.

Market Risk. The Fund could lose money over short periods due to short-term market movements and over longer periods during more prolonged market downturns. Local, regional or global events such as war, acts of terrorism, the spread of infectious illness or other public health issues, recessions, the advent of significant inflation, or other events could have a significant impact on the Fund and its investments and could result in increased premiums or discounts to the Fund’s NAV.

Issuer Risk. The performance of the Fund depends on the performance of individual securities to which the Fund has exposure. The Fund may be adversely affected if an issuer of underlying securities held by the Fund is unable or unwilling to repay principal or interest when due. Changes in the financial condition or credit rating of an issuer of those securities may cause the value of the securities to decline.

Risk of Investing in the United States. Certain changes in the U.S. economy, such as when the U.S. economy weakens or when its financial markets decline, may have an adverse effect on the securities to which the Fund has exposure. In addition, a natural disaster could occur in a geographic region of the United States in which the Fund invests, which could adversely affect the economy or the business operations of companies in the specific geographic region, causing an adverse impact on the Fund’s investments in, or which are exposed to, the affected region.

Infectious Illness Risk. A widespread outbreak of an infectious illness, such as the COVID-19 pandemic, may result in travel restrictions, disruption of healthcare services, prolonged quarantines, cancellations, supply chain disruptions, business closures, lower consumer demand, layoffs, ratings downgrades, defaults and other significant economic, social and political impacts. Markets may experience temporary closures, extreme volatility, severe losses, reduced liquidity and increased trading costs. Such events may adversely affect the Fund and its investments and may impact the Fund’s ability to purchase or sell securities or cause elevated tracking error and increased premiums or discounts to the Fund’s NAV. Despite the development of vaccines, the duration of the COVID-19 pandemic and its effects cannot be predicted with certainty.

Concentration Risk. It is possible the Fund may not have exposure to all Sectors or Underlying Funds at all times. Accordingly, the Fund may be susceptible to an increased risk of loss, including losses due to adverse events that affect the Fund’s investments more than the market as a whole, to the extent that, based on the Fund’s exposure to certain Sectors or Underlying Funds at various times, the Fund’s investments are concentrated in the securities and/or other assets of a particular issuer or issuers, sector, sub-sector, market segment, market, industry, group of industries, country, group of countries, region or asset class.

Each Underlying Fund has an industry concentration policy such that the Underlying Fund will concentrate its investments (i.e., hold 25% or more of its total assets) in a particular industry or group of industries to approximately the same extent that its underlying index is concentrated. For purposes of this limitation, securities of the U.S. government (including its agencies and instrumentalities), repurchase agreements collateralized by U.S. government securities, and tax-exempt securities of state or municipal governments and their political subdivisions are not considered to be issued by members of any industry. As of December 31, 2023: with respect to BondBloxx USD High Yield Bond Industrial Sector ETF, its underlying index holds 25% or more of its assets in the basic industry, capital goods, and services sub-sectors; with respect to BondBloxx USD High Yield Bond Telecom, Media & Technology Sector ETF, its underlying index currently holds 25% or more of its assets in the media and telecommunications sub-sectors; with respect to BondBloxx USD High Yield Bond Healthcare Sector ETF, its underlying index currently holds

25% or more of its assets in the healthcare sub-sector; with respect to BondBloxx USD High Yield Bond Financial & REIT Sector ETF, its underlying index currently holds 25% or more of its assets in the financial services and REIT sub-sectors; with respect to BondBloxx USD High Yield Bond Energy Sector ETF, its underlying index currently holds 25% or more of its assets in the energy sub-sector; with respect to BondBloxx USD High Yield Bond Consumer Cyclical Sector ETF, its underlying index currently holds 25% or more of its assets in the leisure sub-sector; and with respect to BondBloxx USD High Yield Bond Consumer Non-Cyclicals Sector ETF, its underlying index currently holds 25% or more of its assets in the consumer goods and utilities sub-sectors.

To the extent the Fund invests more heavily in particular sectors, sub-sectors, industries, groups of industries, asset classes, markets, regions, countries, or groups of countries, its performance will be especially sensitive to developments that significantly affect those sectors, sub-sectors, industries, asset classes, markets, regions, or countries. In addition, the value of the Fund's shares may change at different rates compared to the value of shares of a fund with investments in a more diversified mix of sectors, sub-sectors, industries, asset classes, markets, regions, or countries. An individual sector, sub-sector, industry, group of industries, asset-class, market, region, country, or group of countries may outperform the broader market during particular periods, but may do so with considerably greater volatility than the broader market. In addition, the several industries that constitute a sector or sub-sector or the several countries or markets that constitute a region or group of countries may all react similarly to economic, political, regulatory or other market events. The Fund's performance could also be affected if the sectors, sub-sectors, industries, asset classes, markets, regions, or countries do not perform as expected. Alternatively, a lack of exposure to one or more other sectors, sub-sectors, industries, asset classes, markets, regions, or countries may adversely affect performance.

Non-Diversification Risk. The Fund is classified as a “non-diversified” fund under the Investment Company Act of 1940, as amended (the “1940 Act”). Accordingly, the Fund may invest a greater portion of its assets in the securities of a single issuer than if it were a “diversified” fund. To the extent that the Fund invests a higher percentage of its assets in the securities of a single issuer, the Fund is subject to a higher degree of risk associated with and developments affecting that issuer than a fund that invests more widely.

Illiquid Investments Risk. The Fund may invest up to an aggregate amount of 15% of its net assets in illiquid investments. An illiquid investment is any investment that the Fund reasonably expects cannot be sold or disposed of in current market conditions in seven calendar days or less without significantly changing the market value of the investment. To the extent the Fund holds illiquid investments, the illiquid investments may reduce the returns of the Fund because the Fund may be unable to transact at advantageous times or prices. During periods of market volatility, liquidity in the market for the Fund's shares may be impacted by the liquidity in the market for the underlying securities or instruments held by the Fund, which could lead to the Fund's shares trading at a premium or discount to the Fund's NAV. The high yield securities in which the Fund invests may experience greater liquidity challenges than other types of securities during periods of market stress.

Privately Issued Securities Risk. The Fund may invest in privately issued securities, including those that are normally purchased pursuant to Rule 144A or Regulation S promulgated under the Securities Act of 1933, as amended (the “1933 Act”). Privately issued securities are securities that have not been registered under the 1933 Act and as a result may be subject to legal restrictions on resale. Privately issued securities are generally not traded on established markets. As a result of the absence of a public trading market, privately issued securities may be deemed to be illiquid investments, may be more difficult to value than publicly traded securities and may be subject to wide fluctuations in value. Delay or difficulty in selling such securities may result in a loss to the Fund.

Authorized Participant Concentration Risk. Only an Authorized Participant (as defined in the *Creations and Redemptions* section of this Prospectus) may engage in creation or redemption transactions directly with the Fund, and Authorized Participants are not obligated to engage in creation and/or redemption transactions. The Fund has a limited number of institutions that may act as Authorized Participants on an agency basis (*i.e.*, on behalf of other market participants). To the extent that Authorized Participants exit the business or are unable or unwilling to proceed with creation or redemption orders with respect to the Fund and no other Authorized Participant is willing or able to step forward to create or redeem, Fund shares may be more likely to trade at a premium or discount to NAV and possibly face trading halts or delisting.

Management Risk. Because BIM uses a representative sampling indexing strategy, an Underlying Fund may not be able to fully replicate its underlying index and may hold securities not included in the underlying index. As a result, the Fund is subject to the risk that BIM's investment strategy, the implementation of which is subject to a number of constraints, may not produce the intended results.

Portfolio Turnover Risk. High portfolio turnover (considered by the Fund and the Underlying Funds to mean higher than 100% annually) may result in increased transaction costs to the Fund or an Underlying Fund, including brokerage commissions, dealer mark-ups and other transaction costs on the sale of the securities and on reinvestment in other securities.

Operational Risk. The Fund is exposed to operational risks arising from a number of factors, including, but not limited to, human error, processing and communication errors, errors of the Fund's service providers, Authorized Participants, market makers, counterparties or other third-parties, failed or inadequate processes and computer, technology or systems failures. The Fund and BIM seek to reduce these operational risks through controls and procedures. However, these measures do not address every possible risk and may be inadequate to address significant operational risks.

Valuation Risk. The price the Fund could receive upon the sale of a security or other asset may differ from the Fund's valuation of the security or other asset and from the value used by an Underlying Fund's underlying index, particularly for securities or other assets that trade in low volume or volatile markets or that are valued using a fair value methodology as a result of trade suspensions or for other reasons. In addition, the value of the securities or other assets in the Fund's portfolio may change on days or during time periods when shareholders will not be able to purchase or sell the Fund's shares. Authorized Participants who purchase or redeem Fund shares on days when the Fund is holding fair-valued securities may receive fewer or more shares, or lower or higher redemption proceeds, than they would have received had the Fund not fair-valued securities or used a different valuation methodology. The Fund's ability to value investments may be impacted by a lack of current market prices, technological issues or errors by pricing services or other third-party service providers.

Cybersecurity Risk. Failures or breaches of the electronic or computer systems of the Fund, BIM, the Fund's distributor, the Index Provider and other service providers, market makers, Authorized Participants or the issuers of securities in which the Fund invests have the ability to cause disruptions, negatively impact the Fund's business operations and/or potentially result in financial losses to the Fund and its shareholders. While the Fund has established business continuity plans and risk management systems seeking to address system breaches or failures, there are inherent limitations in such plans and systems. Furthermore, the Fund cannot control the cybersecurity plans and systems of the Index Provider and other service providers, market makers, Authorized Participants or issuers of securities in which the Fund invests.

IBOR Risk. IBOR risk refers to the risk that changes related to the use of the London Interbank Offered Rate (LIBOR) or similar rates (such as the Euro Overnight Index Average, which ceased publication on January 3, 2022) could have adverse impacts on payment obligations, financing terms, and financial instruments that reference these rates. The abandonment of these rates and transition to alternative rates could affect the value and liquidity of instruments that reference them and could affect investment strategy performance.

For example, in connection with the global transition away from LIBOR led by regulators and market participants, LIBOR is no longer published on a representative basis. In addition, global regulators have announced that, with limited exceptions, no new LIBOR-based contracts should be entered into after 2021. Although the transition process away from LIBOR has become increasingly well-defined, there remains uncertainty regarding the nature of any replacement rate, and any potential effects of the transition away from LIBOR on the Fund or on certain instruments in which the Fund invests can be difficult to ascertain. Various financial industry groups have been planning for the transition away from LIBOR, but there are challenges to converting certain securities and transactions to a new reference rate. Markets are developing in response to these new rates but questions around the liquidity of the new rates and how to appropriately adjust these rates to eliminate any economic value transfer at the time of transition remain a significant concern. The transition process may involve, among other things, increased volatility or illiquidity in markets for instruments related to LIBOR and may result in a reduction in value of certain instruments held by the Fund.

Performance Information

The Fund acquired the assets and liabilities of the Predecessor Fund, following the reorganization of the Predecessor Fund with and into the Fund on September 18, 2023. Prior to the reorganization, the Predecessor Fund was advised by another investment adviser, had a different investment objective and policies, and was a passively managed fund that sought to track the performance of the Markit iBoxx Liquid Leveraged Loan Index. The Predecessor Fund's performance for the periods prior to the reorganization is not shown. The Fund's performance information will be included after the Fund has been in operation for one full calendar year.

PORTFOLIO MANAGERS

Management

Investment Adviser. BondBloxx Investment Management Corporation.

Sub-Adviser. Delaware Investments Fund Advisers, a series of Macquarie Investment Management Business Trust, a Delaware statutory trust, serves as the Fund's investment sub-adviser.

Portfolio Managers. Elya Schwartzman and Daniel Goldman (the "Portfolio Managers") serve as the portfolio managers of the Fund and the Underlying Funds. Messrs. Schwartzman and Goldman are also responsible for implementing the Sub-Adviser's asset allocation recommendations and overseeing the day-to-day investment strategy of the Fund. Mr. Schwartzman has been a fixed income portfolio manager of the Fund and each Underlying Fund since the Underlying Fund's inception, and Mr. Goldman has been a fixed income Portfolio Manager of the Fund and each Underlying Fund since February 2024.

The Sub-Adviser's portfolio management team has responsibility for providing the Fund's asset allocation advisory services.

Adam Brown, CFA, and John McCarthy, CFA, oversee the Sub-Adviser's asset allocation advisory services and recommend the allocation and reallocation of assets among the Underlying Funds.

Purchase and Sale of Fund Shares

The Fund is an ETF. Individual shares of the Fund may only be bought and sold in the secondary market through a broker-dealer at a market price. When you buy or sell shares of the Fund, you may be required to pay a brokerage commission, and you may experience tax consequences, including gains or losses, in connection with these transactions. Because ETF shares trade at market prices rather than at NAV, shares may trade at a price greater than NAV (a premium) or less than NAV (a discount). An investor may incur costs attributable to the difference between the highest price a buyer is willing to pay to purchase shares of the Fund (bid) and the lowest price a seller is willing to accept for shares of the Fund (ask) when buying or selling shares in the secondary market (the "bid-ask spread"). Recent information regarding the Fund's NAV, market price, premiums and discounts, and bid-ask spreads is available at www.bondbloxxetf.com.

Tax Information

The Fund intends to make distributions that may be taxable to you as ordinary income or capital gains, unless you are investing through a tax-deferred arrangement such as a 401(k) plan or an individual retirement account, in which case, your distributions generally will be taxed when withdrawn.

Payments to Broker-Dealers and Other Financial Intermediaries

If you purchase shares of the Fund through a broker-dealer or other financial intermediary (such as a bank), BIM or other related companies could in the future pay the intermediary for marketing activities and presentations, educational training programs, conferences, the development of technology platforms and reporting systems or other services related to the sale or promotion of the Fund. These payments may create a conflict of interest by influencing the broker-dealer or other intermediary and your salesperson to recommend the Fund over another investment. Ask your salesperson or visit your financial intermediary's website for more information.

More Information About the Funds

This Prospectus contains important information about investing in the Funds. Please read this Prospectus carefully before you make any investment decisions. Additional information regarding the Funds is available at www.bondbloxxetf.com.

The investment objective of each Fund (other than the BondBloxx USD High Yield Bond Sector Rotation ETF (the “Sector Rotation Fund”)) is to track the investment results of its Index. Each Index is composed of U.S. dollar-denominated, high yield corporate bonds from a particular sector or group of sectors. Each Fund’s investment objective and the Index may be changed without shareholder approval.

As its investment objective, the Sector Rotation Fund seeks to provide total return by primarily investing its assets in U.S. dollar-denominated, high yield corporate bonds in the various sectors of the fixed income securities market through other ETFs. The Fund’s investment objective may be changed without shareholder approval by the Trust’s Board of Trustees (the “Board”) upon written notice to shareholders. The Fund seeks to achieve its investment objective by investing its assets in the Underlying Funds, each of which invests at least 80% of its net assets (plus the amount of any borrowings for investment purposes) in high-yield, below investment grade, bonds of issuers in the sector suggested by the respective Underlying Fund’s name that are tied economically to the United States, either directly or indirectly (e.g., through derivatives). Under normal circumstances, the Fund invests at least 80% of its net assets (plus the amount of borrowings for investment purposes) directly or indirectly through the Underlying Funds in high-yield securities of U.S. companies. High yield bonds are below investment grade securities (sometimes referred to as “junk bonds”) that are rated below “BBB-” by S&P Global Ratings and Fitch or below “Baa3” by Moody’s or similar securities that are unrated but considered to be of equivalent quality by BIM. The Fund may also invest up to 20% of its net assets in certain futures, options and swap contracts, U.S. Treasury obligations, U.S. Government obligations, U.S. agency securities, securities of other registered investment companies, cash and cash equivalents.

BIM is the investment adviser to the Funds. Shares of the Funds are listed for trading on NYSE Arca (“NYSE”). The market price for a share of a Fund may be different from the Fund’s most recent NAV.

ETFs are funds that trade like other publicly-traded securities. Each Fund (other than the Sector Rotation Fund) is designed to track an index. Similar to shares of an index mutual fund, each share of a Fund represents an ownership interest in an underlying portfolio of securities and other instruments (with respect to the Sector Funds other than the Sector Rotation Fund) intended to track a market index. Unlike shares of a mutual fund, which can be bought and redeemed from the issuing fund by all shareholders at a price based on NAV, shares of the Funds may be purchased or redeemed directly from the Funds at NAV solely by Authorized Participants and only in aggregations of a specified number of shares (“Creation Units”). Also unlike shares of a mutual fund, shares of the Funds are listed on a national securities exchange and trade in the secondary market at market prices that change throughout the day.

An investment in a Fund is not a bank deposit and it is not insured or guaranteed by the Federal Deposit Insurance Corporation or any other government agency, BIM or any of its affiliates.

Additional Information for All Funds Other than the Sector Rotation Fund

Each Fund invests in a particular segment of the securities markets and seeks to track the performance of a securities index that is not representative of the market as a whole. Each Fund will concentrate its investments (*i.e.*, hold 25% or more of its total assets) in a particular industry or group of industries to approximately the same extent that its Index is concentrated. For purposes of this limitation, securities of the U.S. government (including its agencies and instrumentalities), repurchase agreements collateralized by U.S. government securities, and tax-exempt securities of state or municipal governments and their political subdivisions are not considered to be issued by members of any industry. Each Fund is designed to be used as part of broader asset allocation strategies. Accordingly, an investment in a Fund should not constitute a complete investment program.

An index is a financial calculation, based on a grouping of financial instruments, and is not an investment product, while each Fund is an actual investment portfolio. The performance of the Funds and the Indexes may vary for a number of reasons, including transaction costs, non-U.S. currency valuations, asset valuations, corporate actions (such as mergers and spin-offs), securities lending earnings, timing variances and differences between a Fund's portfolio and an Index resulting from the Fund's use of representative sampling or from legal restrictions (such as diversification requirements) that apply to the Fund but not to the Index. From time to time, the Index Provider may make changes to the methodology or other adjustments to an Index. Unless otherwise determined by BIM, any such change or adjustment will be reflected in the calculation of the Index performance on a going-forward basis after the effective date of such change or adjustment. Therefore, the Index performance shown for periods prior to the effective date of any such change or adjustment will generally not be recalculated or restated to reflect such change or adjustment.

"Tracking error" is the divergence of a Fund's performance from that of the Index. Because each Fund uses a representative sampling indexing strategy, it can be expected to have a larger tracking error than if it used a replication indexing strategy. "Replication" is an indexing strategy in which a fund invests in substantially all of the securities in its underlying index in approximately the same proportions as in the underlying index.

Each Fund's respective Index is reconstituted and rebalanced monthly on the last calendar day of the month, based on information available up to and including the third business day before the last business day of the month. The Index Provider may change the rules of an Index or the Underlying Index over time.

Underlying Index. Each Fund's Index is composed of a subset of bonds in the ICE BofA US Cash Pay High Yield Constrained Index (the "Underlying Index"). As of December 31, 2023, the bonds eligible for inclusion in the Underlying Index include U.S. dollar-denominated high yield corporate bonds, currently in a coupon paying period, that are publicly issued in the U.S. domestic market, and that: (i) are issued by companies having "risk exposure" to countries (i.e., issuers that are subject to the risks of one or more of these countries as a result of the principal country of domicile of the issuers (as determined by the Index Provider)) that are members of the FX-G10, which include Australia, Austria, Belgium, Canada, Cyprus, Estonia, Finland, France, Germany, Greece, Ireland, Italy, Japan, Latvia, Lithuania, Luxembourg, Malta, the Netherlands, New Zealand, Norway, Portugal, Slovakia, Slovenia, Spain, Sweden, Switzerland, the U.K. and the U.S. and their respective territories; (ii) have an average rating of below investment grade (ratings from Fitch, Moody's or S&P Global Ratings are considered; if more than one agency provides a rating, the average rating is attached to the bond); (iii) are registered with the SEC, exempt from registration at issuance, or offered pursuant to Rule 144A under the 1933 Act, with or without registration rights; (iv) have at least \$250 million of outstanding face value; (v) have an original maturity date of at least 18 months at time of issuance; and (vi) have at least one year to maturity as of the rebalancing date. Underlying Index constituents are capitalization-weighted, based on their current amount outstanding, provided the total allocation to an individual issuer does not exceed 2% of the market capitalization of the Underlying Index. There is no upper limit on the maturity of bonds eligible for inclusion in the Underlying Index.

Index Construction. When constructing each Index, the Index Provider first identifies components of the Underlying Index that fall within the relevant sectors and/or sub-sectors for each Fund. The Index Provider determines whether an issuer is categorized within a sector or sub-sector based on whether 50% or more of a company's revenues are derived from the applicable sector or sub-sector.

A 25% cap is then applied to each issuer in the Index, with any excess weight redistributed to uncapped issuers on a *pro rata* basis. Next, the resulting qualified constituents are sorted into either a small cap group (with issuer weights of less than 5%) or a large cap group (with issuer weights greater than or equal to 5%). Within the small cap group, a 4.85% issuer cap is applied to each issuer, and the excess weight is distributed to issuers under the 4.85% cap on a *pro rata* basis. Within the large cap group, if the weight of the large cap group is greater than 48% of the Index, the weight of the large cap group is reduced *pro rata* to equal 48% of the Index (no issuer weight in the large cap group will be reduced below 5%). This process in the large cap group is repeated until the large cap group weight is 48% of the Index. Any excess weight from reducing the weight of the large cap group is then distributed to the below-cap issuers in the small cap group. If all issuers in the small cap group reach 4.85% of the Index, any remaining excess weight is distributed to each issuer in the Index on a *pro rata* basis.

Name Policies. For purposes of each Fund's 80% policy, each Fund values its derivative instruments based on their market value. To the extent a Fund invests in other registered investment companies, the Fund will consider the holdings of such registered investment company, to the extent they are known, for purposes of complying with the Fund's 80% policy.

Index Concentration. As of December 31, 2023, each Index is concentrated in the sectors or sub-sectors noted below. The sectors in which each Index is concentrated may change over time.

Index	Sector or Sub-Sector Concentration
ICE Diversified US Cash Pay High Yield Consumer Cyclical Index	Leisure
ICE Diversified US Cash Pay High Yield Consumer Non-Cyclical Index	Consumer Goods; Utilities
ICE Diversified US Cash Pay High Yield Core Industrials Index	Basic Industry; Capital Goods; Services
ICE Diversified US Cash Pay High Yield Energy Index	Energy
ICE Diversified US Cash Pay High Yield Financial & REIT Index	Financial Services; REITs
ICE Diversified US Cash Pay High Yield Healthcare Index	Healthcare
ICE Diversified US Cash Pay High Yield Telecom, Media & Technology Index	Media; Telecommunications

A Further Discussion of Principal Risks

Each Fund is subject to various risks, (and with respect to the Sector Rotation Fund, either directly or indirectly through its investments in the Underlying Funds), including the principal risks noted below. Any such risk may adversely affect a Fund’s NAV, trading price, yield, total return and ability to meet its investment objective. You could lose all or a substantial part of your investment in a Fund, and a Fund could underperform other investments. Unless otherwise indicated, each of these risks is applicable to each Fund. Accordingly, all references to the “Fund” in this section and the section entitled “A Further Discussion of Other Risks” shall mean each Fund listed on the cover page of this prospectus, unless otherwise noted. For the Sector Fund, references to “Index” shall mean the Index of the Underlying Fund, as the context may require.

High Yield Securities Risk. Bonds that are rated below investment-grade (sometimes referred to as “junk bonds,” which may include those bonds rated below “BBB-” by S&P Global Ratings and Fitch, or below “Baa3” by Moody’s), or similar bonds that are unrated, may be deemed speculative, may involve greater levels of risk than higher-rated bonds of similar maturity and may be more likely to default.

The major risks of high yield bond investments include:

- High yield bonds may be issued by less creditworthy issuers. Issuers of high yield bonds may have a larger amount of outstanding debt relative to their assets than issuers of investment-grade bonds. In the event of an issuer’s bankruptcy, claims of other creditors may have priority over the claims of high yield bond holders, leaving few or no assets available to repay high yield bond holders.
- Prices of high yield bonds are subject to extreme price fluctuations. Adverse changes in an issuer’s sector and general economic conditions may have a greater impact on the prices of high yield bonds than on other higher rated fixed-income securities. The credit rating of a high yield security does not necessarily address its market value risk. Ratings and market value may change from time to time, positively or negatively, to reflect new developments regarding the issuer.
- Issuers of high yield bonds may be unable to meet their interest or principal payment obligations because of an economic downturn, specific issuer developments, or the unavailability of additional financing.
- High yield bonds frequently have redemption features that permit an issuer to repurchase the bond from the Fund before it matures. If the issuer redeems high yield bonds held by the Fund, the Fund may have to invest the proceeds in bonds with lower yields and may lose income.

- High yield bonds may be less liquid than higher rated fixed-income securities, even under normal economic conditions. There are fewer dealers in the high yield bonds market, and there may be significant differences in the prices quoted for high yield bonds by the dealers. Because high yield bonds may be less liquid than higher rated fixed-income securities, judgment may play a greater role in valuing certain of the Fund's bonds than is the case with bonds trading in a more liquid market. These valuation differences may lead to wider variations between the Fund's NAV and the market price of the Fund's shares.
- The Fund may incur expenses to the extent necessary to seek recovery upon default or to negotiate new terms with a defaulting issuer.

Market Trading Risk.

Absence of Active Market. Although shares of the Fund are listed for trading on one or more stock exchanges, there can be no assurance that an active trading market for such shares or the Fund's underlying portfolio securities will develop or be maintained by market makers or Authorized Participants.

Risk of Secondary Listings. The Fund's shares may be listed or traded on U.S. and non-U.S. stock exchanges other than the U.S. stock exchange where the Fund's primary listing is maintained, and may otherwise be made available to non-U.S. investors through funds or structured investment vehicles similar to depositary receipts. There can be no assurance that the Fund's shares will continue to trade on any such stock exchange or in any market or that the Fund's shares will continue to meet the requirements for listing or trading on any exchange or in any market. The Fund's shares may be less actively traded in certain markets than in others, and investors are subject to the execution and settlement risks and market standards of the market where they or their broker direct their trades for execution. Certain information available to investors who trade Fund shares on a U.S. stock exchange during regular U.S. market hours may not be available to investors who trade in other markets, which may result in secondary market prices in such markets being less efficient due to information asymmetry, among other reasons.

Secondary Market Trading Risk. Shares of the Fund may trade in the secondary market at times when the Fund does not accept orders to purchase or redeem shares. At such times, shares may trade in the secondary market with more significant premiums or discounts than might be experienced at times when the Fund accepts purchase and redemption orders.

Secondary market trading in Fund shares may be halted by a stock exchange because of market conditions or for other reasons. In addition, trading in Fund shares on a stock exchange or in any market may be subject to trading halts caused by extraordinary market volatility pursuant to "circuit breaker" rules on the stock exchange or market.

Shares of the Fund, similar to shares of other issuers listed on a stock exchange, may be sold short and are therefore subject to the risk of increased volatility and price decreases associated with being sold short. Fund shares may be loaned, borrowed, pledged or purchased on margin, and certain ETFs have options associated with them. The use of Fund shares in these ways may result in increased volatility and larger premiums and discounts on Fund shares. In addition, trading activity in derivative products based on the Fund may lead to increased trading volume and volatility in the secondary market for the shares of the Fund.

Shares of the Fund May Trade at Prices Other Than NAV. Shares of the Fund trade on stock exchanges at prices at, above or below the Fund's most recent NAV. The NAV of the Fund is calculated at the end of each business day and fluctuates with changes in the market value of the Fund's holdings. The trading price of the Fund's shares fluctuates continuously throughout trading hours based on both market supply of and demand for Fund shares and the underlying value of the Fund's portfolio holdings or NAV. As a result, the trading prices of the Fund's shares may deviate significantly from NAV during periods of market volatility, including during periods of significant redemption requests or other unusual market conditions. **ANY OF THESE FACTORS, AMONG OTHERS, MAY LEAD TO THE FUND'S SHARES TRADING AT A PREMIUM OR DISCOUNT TO NAV.** However, because shares can be created and redeemed in Creation Units at NAV, BIM believes that large discounts or premiums to the NAV of the Fund are not likely to be sustained over the long term (unlike shares of many closed-end funds, which frequently trade at appreciable discounts from, and sometimes at premiums to, their NAVs). While the creation/redemption feature is designed to make it more likely that the Fund's shares normally will trade on stock exchanges at prices close to the Fund's next calculated NAV, exchange prices are not expected to correlate exactly with the Fund's NAV due to timing

reasons, supply and demand imbalances and other factors. In addition, disruptions to creations and redemptions, including disruptions at market makers, Authorized Participants, or other market participants, and during periods of significant market volatility, may result in trading prices for shares of the Fund that differ significantly from its NAV. Authorized Participants may be less willing to create or redeem Fund shares if there is a lack of an active market for such shares or its underlying investments, which may contribute to the Fund's shares trading at a premium or discount to NAV.

Costs of Buying or Selling Fund Shares. Buying or selling Fund shares on an exchange involves two types of costs that apply to all securities transactions. When buying or selling shares of the Fund through a broker, you will likely incur a brokerage commission and other charges. In addition, you may incur the cost of the "bid-ask spread"; that is, the difference between what investors are willing to pay for Fund shares (the "bid" price) and the price at which they are willing to sell Fund shares (the "ask" price). The bid-ask spread, which varies over time for shares of the Fund based on trading volume and market liquidity, is generally narrower if the Fund has more trading volume and market liquidity and wider if the Fund has less trading volume and market liquidity. In addition, increased market volatility may cause wider bid-ask spreads. There may also be regulatory and other charges that are incurred as a result of trading activity. Because of the costs inherent in buying or selling Fund shares, frequent trading may detract significantly from investment results and an investment in Fund shares may not be advisable for investors who anticipate regularly making small investments through a brokerage account.

Index-Related Risk. The Fund seeks to achieve a return that corresponds generally to the price and yield performance, before fees and expenses, of the Index as published by the Index Provider. There is no assurance that the Index Provider or any agents that may act on its behalf will compile the Index accurately, or that the Index will be determined, composed, disseminated or calculated accurately. While the Index Provider provides descriptions of what the Index is designed to achieve, neither the Index Provider nor its agents provide any warranty or accept any liability in relation to the quality, accuracy or completeness of the Index or its related data, and they do not guarantee that the Index will be in line with the Index Provider's methodology. BIM's mandate as described in this Prospectus is to manage the Fund consistently with the Index provided by the Index Provider to BIM. BIM does not provide any warranty or guarantee against the Index Provider's or any agent's errors. Errors in respect of the quality, accuracy and completeness of the data used to compile the Index may occur from time to time and may not be identified and corrected by the Index Provider for a period of time or at all, particularly where the indices are less commonly used as benchmarks by funds or managers. Such errors may negatively or positively impact the Fund and its shareholders. For example, during a period where the Index contains incorrect constituents, the Fund would have market exposure to such constituents and would be underexposed to the Index's correct constituents. Shareholders should understand that any gains from Index Provider errors will be kept by the Fund and its shareholders and any losses or costs resulting from Index Provider errors will be borne by the Fund and its shareholders.

Unusual market conditions may cause the Index Provider to postpone a scheduled rebalance to the Index, which could cause the Index to vary from its normal or expected composition. The postponement of a scheduled rebalance in a time of market volatility could mean that constituents of the Index that would otherwise be removed at rebalance due to changes in market value, issuer credit ratings, or other reasons may remain, causing the performance and constituents of the Index to vary from those expected under normal conditions. Apart from scheduled rebalances, the Index Provider or its agents may carry out additional ad hoc rebalances to the Index due to reaching certain weighting constraints, unusual market conditions or corporate events or in order, for example, to correct an error in the selection of index constituents. In addition, the Index Provider may be subject to business or regulatory changes that impair its ability to continue to operate the Index in its current form. When the Index is rebalanced and the Fund in turn rebalances its portfolio to attempt to increase the correlation between the Fund's portfolio and the Index, any transaction costs and market exposure arising from such portfolio rebalancing will be borne directly by the Fund and its shareholders. Therefore, errors and additional ad hoc rebalances carried out by the Index Provider or its agents to the Index may increase the costs to and the tracking error risk of the Fund.

Tracking Error Risk. The Fund may be subject to tracking error, which is the divergence of the Fund's performance from that of the Index. Tracking error may occur because of differences between the securities and other instruments held in the Fund's portfolio and those included in the Index, pricing differences (including, as applicable, differences between a security's price at the local market close and the Fund's valuation of a security at the time of calculation of the Fund's NAV or differences between the securities prices used to value the Index and those used by the Fund), transaction costs incurred by the Fund, securities lending earnings, the Fund's holding of uninvested cash, differences

in timing of the accrual of or the valuation of distributions, the requirements to maintain qualification for treatment as a regulated investment company (“RIC”) for U.S. federal income tax purposes, portfolio transactions carried out to minimize the distribution of capital gains to shareholders, use of custom baskets, changes to the Index or the costs to the Fund of complying with various new or existing regulatory requirements, among other reasons. This risk may be heightened during times of increased market volatility or other unusual market conditions. Tracking error also may result because the Fund incurs fees and expenses, while the Index does not. **INDEX ETFs THAT TRACK INDICES WITH SIGNIFICANT WEIGHT IN HIGH YIELD SECURITIES MAY EXPERIENCE HIGHER TRACKING ERROR THAN OTHER INDEX ETFs THAT DO NOT TRACK SUCH INDICES.**

Credit Risk. Credit risk is the risk that the issuer or guarantor of a debt instrument or the counterparty to a derivatives contract, repurchase agreement or loan of portfolio securities will be unable or unwilling to make its timely interest and/or principal payments when due or otherwise honor its obligations. There are varying degrees of credit risk, depending on an issuer’s or counterparty’s financial condition and on the terms of an obligation, which may be reflected in the issuer’s or counterparty’s credit rating. There is the chance that the Fund’s portfolio holdings will have their credit ratings downgraded or will default (*i.e.*, fail to make scheduled interest or principal payments), or that the market’s perception of an issuer’s creditworthiness may worsen, potentially reducing the Fund’s income level or share price. The Fund invests in fixed income securities of high yield issuers that may exhibit higher levels of credit risk than other types of fixed income instruments.

In addition, high yield securities that are unrated expose investors to risks with respect to capacity to pay interest or repay principal that are similar to the risks of below investment grade bonds. Evaluation of these securities is dependent on BIM’s judgment, analysis and experience in the evaluation of such securities.

Asset Class Risk. The bonds and other assets in the Index or in the Fund’s portfolio may underperform in comparison to other securities or indexes that track other countries, groups of countries, regions, industries, groups of industries, markets, market segments, asset classes or sectors. Various types of securities, currencies and indexes may experience cycles of outperformance and underperformance in comparison to the general financial markets depending upon a number of factors including, among other things, inflation, interest rates, productivity, global demand for local products or resources, income taxes, and regulation and governmental controls. This may cause the Fund to underperform other investment vehicles that invest in different asset classes.

Limited History of Operations Risk. The Fund is a new fund and/or has a limited history of operations for investors to evaluate. Accordingly, the Fund may not attract sufficient assets to achieve or maximize investment and operational efficiencies and remain viable. If the Fund fails to achieve sufficient scale, it may be liquidated.

Focused Investment Risk. To the extent the Fund invests more heavily in particular sectors, sub-sectors, industries, groups of industries, asset classes, markets, regions, countries, or groups of countries, its performance will be especially sensitive to developments that significantly affect those sectors, sub-sectors, industries, asset classes, markets, regions, or countries. In addition, the value of the Fund’s shares may change at different rates compared to the value of shares of a fund with investments in a more diversified mix of sectors, sub-sectors, industries, asset classes, markets, regions, or countries. An individual sector, sub-sector, industry, group of industries, asset-class, market, region, country, or group of countries may outperform the broader market during particular periods, but may do so with considerably greater volatility than the broader market. In addition, the several industries that constitute a sector or sub-sector or the several countries or markets that constitute a region or group of countries may all react similarly to economic, political, regulatory or other market events. The Fund’s performance could also be affected if the sectors, sub-sectors, industries, asset classes, markets, regions, or countries do not perform as expected. Alternatively, a lack of exposure to one or more other sectors, sub-sectors, industries, asset classes, markets, regions, or countries may adversely affect performance.

Passive Investment Risk. (All Funds other than the Sector Rotation Fund) The Fund is not actively managed and may be affected by a general decline in market segments related to the Index. The Fund invests in bonds included in, or representative of, the Index, regardless of their investment merits. BIM generally does not attempt to invest the Fund’s assets in defensive positions under any market conditions, including declining markets or changing interest rate environments.

Interest Rate Risk. If interest rates rise, the value of fixed-income bonds or other instruments held by the Fund would likely decrease. A measure investors commonly used to determine this price sensitivity is called duration. Fixed-income securities with longer durations tend to be more sensitive to interest rate changes, usually making their prices more volatile than those of securities with shorter durations. To the extent the Fund invests a substantial portion of its assets in fixed-income securities with longer duration, rising interest rates may cause the value of the Fund's investments to decline significantly, which would adversely affect the value of the Fund. Risks associated with rising interest rates are heightened under current market conditions given that the U.S. Federal Reserve has raised interest rates from historically low levels and may continue to raise interest rates. In addition, changes in monetary policy may exacerbate the risks associated with changing interest rates. An increase in interest rates may lead to heightened volatility in the fixed-income markets and adversely affect certain fixed-income investments, including those held by the Fund. In addition, decreases in fixed income dealer market-making capacity may lead to lower trading volume, heightened volatility, wider bid-ask spreads and less transparent pricing in certain fixed-income markets.

Duration is a measure of the expected life of a fixed-income security that is used to determine the sensitivity of a security's price to changes in interest rates. When interest rates change, the values of longer-duration fixed rate securities usually change more than the values of shorter-duration fixed-rate securities. Conversely, fixed-rate securities with shorter durations or maturities will be less volatile but may provide lower returns than fixed-rate securities with longer durations or maturities. Rising interest rates also may lengthen the duration of securities with call features, since exercise of the call becomes less likely as interest rates rise, which in turn will make the securities more sensitive to changes in interest rates and result in even steeper price declines in the event of further interest rate increases.

During periods of very low or negative interest rates, the Fund may be unable to maintain positive returns or pay dividends to Fund shareholders. Very low or negative interest rates may magnify interest rate risk. Changing interest rates, including rates that fall below zero, may have unpredictable effects on markets, result in heightened market volatility and detract from the Fund's performance to the extent the Fund is exposed to such interest rates. Additionally, under certain market conditions in which interest rates are set at low levels and the market prices of portfolio securities have increased, the Fund may have a very low, or even negative yield. A low or negative yield would cause the Fund to lose money in certain conditions and over certain time periods. The historically low interest rate environment in recent years heightens the risks associated with rising interest rates.

Income Risk. The Fund's income may decline if interest rates fall. This decline in income can occur because the Fund may subsequently invest in lower-yielding bonds as bonds in its portfolio mature, are near maturity or are called, bonds in the Index are substituted, or the Fund otherwise needs to purchase additional bonds. The Index Provider's substitution of bonds in the Index may occur, for example, when the time to maturity for the bond no longer matches the Index's stated maturity guidelines.

Call Risk. During periods of falling interest rates, an issuer of a callable bond held by the Fund may "call" or repay the security prior to its stated maturity, and the Fund may have to reinvest the proceeds in securities with lower interest rates, which would result in a decline in the Fund's income, or in securities with greater risks or with other less favorable features.

Inflation Risk. Inflation is a sustained rise in overall price levels. Moderate inflation is associated with economic growth, while high inflation can signal an overheated economy. Inflation risk is the risk that the value of assets or income from investments will be less in the future as inflation decreases the value of money (i.e., as inflation increases, the values of the Fund's assets can decline). Inflation poses a "stealth" threat to investors because it reduces savings and investment returns. Central banks, such as the U.S. Federal Reserve, generally attempt to control inflation by regulating the pace of economic activity. They typically attempt to affect economic activity by raising and lowering short-term interest rates. At times, governments may attempt to manage inflation through fiscal policy, such as by raising taxes or reducing spending, thereby reducing economic activity; conversely, governments can attempt to combat deflation with tax cuts and increased spending designed to stimulate economic activity. Inflation rates may change frequently and significantly as a result of various factors, including unexpected shifts in the domestic or global economy and changes in economic policies, and the Fund's investments may not keep pace with inflation, which may result in losses to Fund shareholders. This risk is greater for fixed-income instruments with longer maturities.

Market Risk. The Fund could lose money over short periods due to short-term market movements and over longer periods during more prolonged market downturns. Market risk arises mainly from uncertainty about future values of financial instruments and may be influenced by price, currency and interest rate movements. It represents the potential loss the Fund may suffer through holding financial instruments in the face of market movements or uncertainty. The value of a security or other asset may decline due to changes in general market conditions, the advent of significant inflation, economic trends or events that are not specifically related to the issuer of the security or other asset, or factors that affect a particular issuer or issuers, country, group of countries, region, market, industry, group of industries, sector or asset class. Local, regional or global events such as war, acts of terrorism, the spread of infectious illness or other public health issues, recessions, or other events could have a significant impact on the Fund and its investments and could result in increased premiums or discounts to the Fund's NAV. During a general market downturn, multiple asset classes may be negatively affected. Fixed-income securities with short-term maturities are generally less sensitive to such changes than are fixed-income securities with longer-term maturities. Changes in market conditions and interest rates generally do not have the same impact on all types of securities and instruments.

Industrial Sector Risk. (Industrial Sector ETF) Industrial companies are affected by supply and demand both for their specific product or service and for industrial sector products in general. Government regulation, world events, exchange rates and economic conditions, technological developments and liabilities for environmental damage and general civil liabilities will likewise affect the performance of these companies. Aerospace and defense companies, a component of the industrial sector, can be significantly affected by government spending policies because companies involved in this sector rely, to a significant extent, on U.S. and foreign government demand for their products and services. Thus, the financial condition of, and investor interest in, aerospace and defense companies are heavily influenced by governmental defense spending policies which are typically under pressure from efforts to control the U.S. (and other) government budgets. Transportation securities, a component of the industrial sector, are cyclical and have occasional sharp price movements which may result from changes in the economy, fuel prices, labor agreements and insurance costs.

Basic Materials Sub-Sector Risk. (Industrial Sector ETF) Issuers in the basic materials sub-sector may be adversely affected by commodity price volatility, exchange rate fluctuations, import controls and increased competition. Production of industrial materials often exceeds demand as a result of over-building or economic downturns, leading to poor investment returns. Issuers in the basic materials sub-sector are at risk for environmental damage and product liability claims and may be adversely affected by depletion of resources, interruptions in supplies of certain commodities, delays in technical progress, labor relations and government and environmental regulations.

Capital Goods Sub-Sector Risk. (Industrial Sector ETF) Companies in the capital goods sub-sector include aerospace & defense, building products, construction & engineering, and other manufacturers of capital-intensive products. Companies in the capital goods sub-sector may be affected by fluctuations in the business cycle and by other factors affecting manufacturing demands, including the availability and price of certain commodities. The capital goods sub-sector depends heavily on corporate spending. Companies in the capital goods sub-sector may perform well during times of economic expansion, but as economic conditions worsen, the demand for capital goods may decrease. Many capital goods are sold internationally, and companies in this sub-sector may be affected by market conditions in other countries and regions.

Transportation Sub-Sector Risk. (Industrial Sector ETF) Companies in the transportation sub-sector may be adversely affected by changes in the economy, increases in fuel and operating costs, labor relations, technology developments, exchange rates, insurance costs, industry competition and government regulation. Companies in the transportation sub-sector are also affected by severe weather events, mass casualty accidents or environmental catastrophes, acts of terrorism and other similar events that target or damage transportation infrastructure or vessels, war or risk of war, widespread disruption of technology systems and increasing equipment and operational costs. Such global or regional events and conditions may adversely affect the operations, financial condition and liquidity of companies in the transportation sub-sector and cause insurance premiums to increase dramatically or result in insurance coverage becoming unavailable for certain business lines or assets. Securities of companies in the transportation sub-sector are generally cyclical and occasionally subject to sharp price movements.

Telecom, Media and Technology Sector Risk. (Telecom, Media & Technology Sector ETF) The telecom, media and technology sector consists of a number of sub-sectors, including the telecommunications, communication services, technology and electronics and media sub-sectors. These sectors are subject to the risks of rapid innovation and obsolescence cycles, intellectual property theft, government regulation, cybersecurity incidents and labor force

challenges, among others. There is significant competition for technological advances, and issuers that fail to innovate will be adversely impacted. In addition, issuers in certain sub-sectors require substantial capital investments to develop products and services.

Telecommunications Sub-Sector Risk. (Telecom, Media & Technology Sector ETF) The telecommunications sub-sector is subject to extensive government regulation. The costs of complying with governmental regulations, delays or failure to receive required regulatory approvals, or the enactment of new regulatory requirements may negatively affect the business of telecommunications companies. Government actions around the world, specifically in the area of pre-marketing clearance of products and prices, can be arbitrary and unpredictable. The domestic telecommunications market is characterized by increasing competition and regulation, including environmental regulations applicable to telecommunications facilities, by various state and federal regulatory authorities. Companies in the telecommunications sub-sector may encounter distressed cash flows due to the need to commit substantial capital to meet increasing competition, particularly in developing new products and services using new technology. Technological innovations may make the products and services of certain telecommunications companies obsolete. Telecommunications providers are generally required to obtain franchises or licenses in order to provide services in a given location. Licensing and franchise rights in the telecommunications sub-sector are limited, which may provide an advantage to certain participants. Limited availability of such rights, high barriers to market entry, and regulatory oversight, among other factors, have led to consolidation of companies within the sub-sector, which could lead to further regulation or other negative effects in the future.

Communication Services Sub-Sector Risk. (Telecom, Media & Technology Sector ETF) The communication services sub-sector consists of both companies in the telecommunication services and entertainment sub-sectors. Companies in the communication services sub-sector may be affected by sub-sector competition, substantial capital requirements, government regulation, and obsolescence of communications products and services due to technological advancement. Fluctuating domestic and international demand, shifting demographics and often unpredictable changes in consumer tastes can drastically affect a communication services company's profitability. In addition, while all companies may be susceptible to network security breaches, certain companies in the communication services sub-sector may be particular targets of hacking and potential theft of proprietary or consumer information or disruptions in service, which could have a material adverse effect on their businesses. The communication services sub-sector of a country's economy is often subject to extensive government regulation. The communications services sub-sector can also be significantly affected by intense competition for market share, including competition with alternative technologies such as wireless communications, product compatibility and standardization, consumer preferences, rapid product obsolescence, research and development of new products, lack of standardization or compatibility with existing technologies, and a dependency on patent and copyright protections.

Media Sub-Sector Risk. (Telecom, Media & Technology Sector ETF) Companies in the media sub-sector may encounter distressed cash flows due to the need to commit substantial capital to meet increasing competition, particularly in formulating new content, products and services using new technology. Media companies are subject to risks that include cyclicalities of revenues and earnings, a potential decrease in the discretionary income of targeted individuals, changing consumer tastes and interests, competition in the sub-sector and among different media delivery mechanisms, and the potential for increased state and federal regulation. Advertising spending is an important source of revenue for media companies. During economic downturns advertising spending typically decreases and as a result, media companies tend to generate less revenue.

Technology and Electronics Sub-Sector Risk. (Telecom, Media & Technology Sector ETF) Technology and electronics companies, including information technology companies, face intense competition, both domestically and internationally, which may have an adverse effect on a company's profit margins. Technology and electronics companies may have limited product lines, markets, financial resources or personnel. The products of technology and electronics companies may face obsolescence due to rapid technological developments, frequent new product introduction, unpredictable changes in growth rates and competition for the services of qualified personnel. Companies in the technology and electronics sub-sector are heavily dependent on patent and other intellectual property rights. A technology or electronics company's loss or impairment of these rights, including through industrial espionage or state action, may adversely affect the company's profitability. Companies in the technology and electronics sub-sector are facing increased government and regulatory scrutiny and may be subject to adverse government or regulatory action. The technology and electronics sub-sector may also be adversely affected by changes or trends in commodity prices, especially for certain key components such as "rare earth" elements, which may be influenced or characterized by unpredictable factors, including political instability and environmental regulation.

Healthcare Sector Risk. (Healthcare Sector ETF) The profitability of companies in the healthcare sector may be adversely affected by the following factors, among others: extensive government regulations, restrictions on government reimbursement for medical expenses, rising costs of medical products and services, pricing pressure, an increased emphasis on outpatient and tele-health services, changes in the demand for medical products and services, a limited number of products, industry innovation, changes in technologies and other market developments. A number of issuers in the healthcare sector have recently merged or otherwise experienced consolidation. The effects of this trend toward consolidation are unknown and may be far-reaching. Many healthcare companies are heavily dependent on patent protection. The expiration of a company's patents, or regulations restricting the ability of healthcare companies to enforce its patents, may adversely affect that company's profitability. Many healthcare companies are subject to extensive litigation based on product liability and similar claims. Healthcare companies are subject to competitive forces that may make it difficult to raise prices and, in fact, may result in price discounting. Many new products in the healthcare sector may be subject to regulatory approvals. The process of obtaining such approvals may be long and costly, and such efforts ultimately may be unsuccessful. Companies in the healthcare sector may be thinly capitalized and may be susceptible to product obsolescence. In addition, a number of legislative proposals concerning healthcare have been considered by the U.S. Congress in recent years. It is unclear what proposals will ultimately be enacted, if any, and what effect they may have on companies in the healthcare sector. In addition, many healthcare products and services may be impacted by changes in healthcare insurance coverage practices and regulations.

Financial Sector Risk. (Financial & REIT Sector ETF) The financial sector consists of numerous sub-sectors, including the banking, financial services, insurance and REIT sub-sectors. Companies in the financial sector of an economy are subject to extensive governmental regulation and intervention, which may adversely affect the scope of their activities, the prices they can charge, the amount of capital they must maintain and, potentially, their size. The extent to which the Fund may invest in a company that engages in securities-related activities or banking is limited by applicable law. Governmental regulation may change frequently and may have significant adverse consequences for companies in the financial sector, including effects not intended by such regulation. Certain risks may impact the value of investments in the financial sector more severely than those of investments outside this sector, including the risks associated with companies that operate with substantial financial leverage. Companies in the financials sector are exposed directly to the credit risk of their borrowers and counterparties, who may be leveraged to an unknown degree, including through swaps and other derivatives products. Financial services companies may have significant exposure to the same borrowers and counterparties, with the result that a borrower's or counterparty's inability to meet its obligations to one company may affect other companies with exposure to the same borrower or counterparty. This interconnectedness of risk may result in significant negative impacts to companies with direct exposure to the defaulting counterparty as well as adverse cascading effects in the markets and the financials sector generally. Companies in the financial sector may also be adversely affected by increases in interest rates and loan losses, decreases in the availability of money or asset valuations, credit rating downgrades and adverse conditions in other related markets. Insurance companies, in particular, may be subject to severe price competition and/or rate regulation, which may have an adverse impact on their profitability. The financial sector is particularly sensitive to fluctuations in interest rates. The financial sector is also a target for cyberattacks, and may experience technology malfunctions and disruptions. In recent years, cyberattacks and technology malfunctions and failures have become increasingly frequent in this sector and have reportedly caused losses to companies in this sector, which may negatively impact the Fund.

Events involving limited liquidity, defaults, non-performance or other adverse developments that affect one industry, such as the financial services industry, or concerns or rumors about any events of these kinds, have in the past and may in the future lead to market-wide liquidity problems, may spread to other industries, and could negatively affect the value and liquidity of the Fund's investments. For example, in response to the rapidly declining financial condition of regional banks Silicon Valley Bank ("SVB") and Signature Bank ("Signature"), the California Department of Financial Protection and Innovation (the "CDFPI") and the New York State Department of Financial Services (the "NYSDFS") closed SVB and Signature on March 10, 2023 and March 12, 2023, respectively, and the Federal Deposit Insurance Corporation ("FDIC") was appointed as receiver for SVB and Signature. Although the U.S. Department of the Treasury, the Federal Reserve and the FDIC have taken measures to stabilize the financial system, uncertainty and liquidity concerns in the broader financial services industry remain. Additionally, should there be additional systemic pressure on the financial system and capital markets, there can be no assurances of the response of any government or regulator, and any response may not be as favorable to industry participants as the measures currently being pursued. In addition, highly publicized issues related to the U.S. and global capital markets in the past have led to significant and widespread investor concerns over the integrity of the capital markets. The current situation related to SVB and Signature could in the future lead to further rules and regulations for public companies, banks, financial institutions and other participants in the U.S. and global capital markets, and complying with the requirements of any such rules or regulations may be burdensome. Even if not adopted, evaluating and responding to any such proposed rules or regulations could result in increased costs and require significant attention from the Adviser.

Banking Sub-Sector Risk. (Financial & REIT Sector ETF) Banking and financial services companies are subject to extensive regulation. Recently enacted legislation in the U.S. has relaxed capital requirements and other regulatory burdens on certain U.S. banks. While the effect of the legislation may benefit certain companies in the banking sub-sector, increased risk taking by affected banks may also result in greater overall risk in the U.S. and global financial sector. The impact of changes in capital requirements, or recent or future regulation in various countries, on any individual financial company or on the banking sub-sector as a whole cannot be predicted. Certain risks may impact the value of investments in the banking sub-sector more severely than those of investments outside this sub-sector, including the risks associated with companies that operate with substantial financial leverage.

Insurance Sub-Sector Risk. (Financial & REIT Sector ETF) The insurance sub-sector is subject to extensive government regulation in some countries and can be significantly affected by changes in interest rates, general economic conditions, price and marketing competition, the imposition of premium rate caps or other changes in government regulation or tax law. Different segments of the insurance sub-sector can be significantly affected by changes in mortality and morbidity rates, environmental clean-up costs and catastrophic events such as earthquakes, hurricanes and terrorist acts.

Real Estate and REIT Sub-Sector Risk. (Financial & REIT Sector ETF) Investments in real estate related securities are subject to the risk that the value of the real estate underlying the securities will decline. Many factors may affect the value of real estate underlying real estate related securities, such as, but not limited to, national, regional, and local economies in which the real estate is located, amounts of new construction, consumer demand, laws and regulations (including zoning and tax laws), availability of mortgages and changes in interest rates, the imposition of rent control, and the economy and consumer perception in general.

Investments in REITs involve unique risks. REITs may have limited financial resources, may trade less frequently and in limited volume, and may be more volatile than other securities. In addition, to the extent the Fund holds interests in REITs, investors in the Fund bear two layers of asset-based management fees and expenses (directly at the Fund level and indirectly at the REIT level). REITs may fail to qualify for the favorable tax treatment available to REITs or may fail to maintain their exemptions from investment company registration. Securities of such issuers may lack sufficient market liquidity to enable the Fund to effect sales at an advantageous time or without a substantial drop in price. Additionally, rising interest rates may cause REIT investors to demand a higher annual yield, which may, in turn, cause a decline in the market price of the equity securities issued by a REIT. Some REITs may utilize leverage, which increases investment risk and may potentially increase the Fund's losses.

The risks of investing in REITs include certain risks associated with the direct ownership of real estate and the real estate sector in general. These include risks related to general, regional, and local economic conditions; fluctuations in interest rates and property tax rates; declines in the availability of real estate financing; increases in borrower defaults; shifts in zoning laws, environmental liabilities, or regulations and other governmental action such as the exercise of eminent domain; losses due to "special hazards" (e.g. floods, earthquakes, and hurricanes); cash flow dependency; increased operating expenses; declines in real estate property demand; deterioration of the rental market; lack of availability of mortgage funds; losses due to natural disasters; overbuilding; losses due to casualty or condemnation; changes in property values and rental rates; and other factors.

Energy Sector Risk. (Energy Sector ETF) The energy sector consists of a number of sub-sectors, including the exploration & production, gas distribution, oil field equipment & services, and oil refining & marketing sub-sectors. The success of companies in the energy sector may be cyclical and highly dependent on energy prices. The market value of securities issued by companies in the energy sector may decline for the following reasons, among others: changes in the levels and volatility of global energy prices, energy supply and demand, geopolitical instability and capital expenditures on exploration and production of energy sources; exchange rates, interest rates, economic conditions, and tax treatment; regulation of energy production and the cost and availability of government subsidies; and energy conservation efforts, increased competition and technological advances. Companies in this sector may be subject to substantial government regulation and contractual fixed pricing, which may increase the cost of doing business and limit the earnings of these companies. A significant portion of the revenues of these companies may depend on a relatively small number of customers, including governmental entities and utilities. As a result, governmental budget constraints may have a material adverse effect on the stock prices of companies in this sector. Energy companies may also operate in, or engage in, transactions involving countries with less developed regulatory regimes or a history of expropriation, nationalization or other adverse policies. Energy companies also face a

significant risk of liability from accidents resulting in injury or loss of life or property, pollution or other environmental problems, equipment malfunctions or mishandling of materials and a risk of loss from terrorism, political strife or natural disasters. Any such event could have serious consequences for the general population of the affected area and could have an adverse impact on the Fund's portfolio and the performance of the Fund. Energy companies can be significantly affected by the supply of, and demand for, specific products (e.g., oil and natural gas) and services, exploration and production spending, construction and maintenance of pipelines and transmission facilities, world events and general economic conditions. In the context of the COVID-19 outbreak and disputes among oil-producing countries regarding potential limits on the production of crude oil, the energy sector has recently experienced increased volatility. In particular, there has been significant market volatility in the crude oil markets as well as the oil futures markets, which resulted in the market price of certain crude oil futures contract falling below zero for a period of time. Energy companies may have relatively high levels of debt and may be more likely than other companies to restructure their businesses if there are downturns in energy markets or in the global economy.

Exploration & Production Sub-Sector Risk. (Energy Sector ETF) Financial results of companies in the exploration and production sub-sector correlate closely to the prices they obtain for their products, such as oil, natural gas, and their chemical products. These prices have historically fluctuated wildly, and if prices decline, these companies' operations, financial condition, cash flows, expenditure levels and quantity of estimated proved reserves attributable to their properties may be materially and adversely affected. Prices are set by global and local market forces not in these companies' control. In addition, activities in this sub-sector are subject to risks outside the companies' control, including the risk that drilling will not result in commercially viable oil or natural gas production. Exploration is inherently risky and subject to delays, misinterpretation of geologic or engineering data, unexpected geologic conditions or finding reserves of disappointing quality or quantity, which may result in significant losses.

Gas Distribution Sub-Sector Risk. (Energy Sector ETF) Companies in the gas distribution sub-sector are generally highly dependent on companies in the exploration and production sub-sector, which means that material adverse impacts on the exploration and production sub-sector may have material adverse effects on companies in the gas distribution sub-sector. Lower prices of oil or natural gas could have a material adverse effect on these companies' business, operating results, financial condition or ability to make distributions to investors, such as the Fund. The gas distribution sub-sector is highly competitive, with a large number of competitors, and companies' customers may seek to compete with companies in this sub-sector.

Oil Field Equipment & Services Sub-Sector Risk. (Energy Sector ETF) Companies in the oil field equipment and services sub-sector are highly dependent on activity levels on the oil and gas industry, which is significantly affected by volatile oil and gas prices, and other factors. This includes activity levels in offshore areas worldwide. Prolonged reductions in oil and natural gas prices could depress the immediate levels of exploration, development and production activity. Perceptions of longer-term lower oil and natural gas prices by oil and gas companies could similarly reduce or defer major expenditures given the long-term nature of many large-scale development projects. Lower levels of activity result in a corresponding decline in the demand for these companies' services, which could have a material adverse effect on revenue and profitability. Oil and gas prices and market expectations of potential changes in these prices significantly affect this level of activity. However, increases in near-term commodity prices do not necessarily translate into increased offshore drilling activity since customers' expectations of longer-term future commodity prices typically have a greater impact on demand for rigs. Consistent with this dynamic, customers may delay or cancel many exploration and development programs, resulting in reduced demand for services. Also, increased competition for customers' drilling budgets could come from, among other areas, land-based energy markets worldwide. The availability of quality drilling prospects, exploration success, relative production costs, the stage of reservoir development and political and regulatory environments also affect customers' drilling campaigns. Worldwide military, political and economic events have often contributed to oil and gas price volatility and are likely to do so in the future.

Oil Refining & Marketing Sub-Sector Risk. (Energy Sector ETF) Business closings and layoffs in the markets in which a company in the oil refining and marketing sub-sector operates may adversely affect demand for refined products. Sustained deterioration of general economic conditions or persistent weak demand levels could require additional actions on a company's part to lower its operating costs, including temporarily or permanently ceasing to operate units at its facilities. These companies' revenues, profitability, cash flows and liquidity from operations depend primarily on the margin above operating expenses (including the cost of refinery feedstocks, such as crude oil, intermediate partially refined petroleum products, and natural gas liquids that are processed and blended into refined products) at which a company is able to sell refined products. Refining is primarily a margin-based business and, to

increase profitability, it is important to maximize the yields of high value finished products while minimizing the costs of feedstock and operating expenses. An increase or decrease in the price of crude oil will likely result in a similar increase or decrease in prices for refined products; however, there may be a time lag in the realization, or no such realization, of the similar increase or decrease in prices for refined products. The effect of changes in crude oil prices on a company's refining margins therefore depends in part on how quickly and how fully refined product prices adjust to reflect these changes.

Oil and Gas Sub-Sector Risk. (Energy Sector ETF) Companies in the oil and gas sub-sector are strongly affected by the levels and volatility of global energy prices, oil and gas supply and demand, government regulations and policies, oil and gas production and conservation efforts and technological change. The oil and gas sub-sector is cyclical and from time to time may experience a shortage of drilling rigs, equipment, supplies or qualified personnel, or due to significant demand, such services may not be available on commercially reasonable terms. Prices and supplies of oil and gas may fluctuate significantly over short and long periods of time due to national and international political changes, OPEC policies, changes in relationships among OPEC members and between OPEC and oil-importing nations, the regulatory environment, taxation policies, and the economies of key energy-consuming countries. Disruptions in the oil and gas sub-sector or shifts in energy consumption may significantly impact companies in this sub-sector.

Consumer Cyclical Sector Risk. (Consumer Cyclical Sector ETF) The consumer cyclical sector consists of a number of sub-sectors, including the consumer discretionary, leisure, real estate development and management, department store and specialty retail sub-sectors. The success of consumer cyclical companies is tied closely to the performance of domestic and international economies, exchange rates, interest rates, competition, consumer confidence, changes in demographics and preferences. Companies in the consumer cyclical sector depend heavily on disposable household income and consumer spending, and may be strongly affected by social trends and marketing campaigns. These companies may be subject to severe competition, which may have an adverse impact on their profitability.

Automotive Sub-Sector Risk. (Consumer Cyclical Sector ETF) The automotive sub-sector can be highly cyclical, and companies in the automotive sub-sector may suffer periodic losses. The automotive sub-sector is also highly competitive and there may be, at times, excess capacity in the global and domestic automotive sub-sector. Over the last several decades, the U.S. automotive sub-sector has experienced periodic downturns; certain automotive companies required stimulus from the U.S. government, while others formed strategic industry alliances in order to weather the substantially difficult market conditions. In general, the automotive sub-sector is susceptible to labor disputes, product defect litigation, patent expiration, increased pension liabilities, rise in material or component prices and changing consumer tastes.

Consumer Discretionary Sub-Sector Risk. (Consumer Cyclical Sector ETF) Companies engaged in the design, production or distribution of products or services for the consumer discretionary sub-sector (including, for example, leisure, gaming, hotels, recreation, theaters, entertainment, etc.) are subject to the risk that their products or services may become obsolete quickly. The success of these companies can depend heavily on disposable household income and consumer spending. During periods of an expanding economy, the consumer discretionary sub-sector may outperform other sub-sectors, but may underperform when economic conditions worsen. Moreover, the consumer discretionary sub-sector can be significantly affected by several factors, including, without limitation, the performance of domestic and international economies, exchange rates, changing consumer preferences, demographics, marketing campaigns, cyclical revenue generation, consumer confidence, commodity price volatility, labor relations, interest rates, import and export controls, intense competition, technological developments and government regulation.

Retail Sub-Sector Risk. (Consumer Cyclical Sector ETF) The retail sub-sector may be affected by changes in domestic and international economies, consumer confidence, disposable household income and spending, and consumer tastes and preferences. Companies in the retail sub-sector face intense competition, which may have an adverse effect on their profitability. The success of companies in the retail sub-sector may be strongly affected by social trends, marketing campaigns and public perceptions. Companies in the retail sub-sector may be dependent on outside financing, which may be difficult to obtain. Many of these companies are dependent on third party suppliers and distribution systems. Retail companies may be unable to protect their intellectual property rights or may be liable for infringing the intellectual property rights of others.

Consumer Non-Cyclicals Sector Risk. (Consumer Non-Cyclicals Sector ETF) The consumer non-cyclicals sector consists principally of consumer staples companies that operate in numerous sub-sectors, including the consumer goods, discount stores, food & drug retail, restaurants, and utilities sub-sectors. Investments in the consumer non-cyclicals sector involve risks associated with companies that manufacture products and provide discretionary services directly to the consumer. Performance of companies in the consumer non-cyclicals sector may be adversely impacted by fluctuations in supply and demand, changes in the global economy, consumer spending, competition, demographics and consumer preferences, and production spending. Companies in the consumer non-cyclicals sector are also affected by global economic, environmental and political events, and economic conditions. The products of consumer non-cyclical companies are subject to government regulation which may negatively impact such companies' performance.

Consumer Staples Sub-Sector Risk. (Consumer Non-Cyclicals Sector ETF) Companies in the consumer goods sub-sector may be strongly affected by social trends, marketing campaigns and other factors affecting consumer demand. Governmental regulation affecting the use of various food additives may affect the profitability of certain consumer goods companies represented in the Index. Many consumer goods in the U.S. may also be marketed globally, and such consumer goods companies may be affected by the demand and market conditions in non-U.S. countries.

Utilities Sub-Sector Risk. (Consumer Non-Cyclicals Sector ETF) The utilities sub-sector may be adversely affected by changing commodity prices, government regulation stipulating rates charged by utilities, increased tariffs, changes in tax laws, interest rate fluctuations and changes in the cost of providing specific utility services. The utilities sub-sector is also subject to potential terrorist attacks, including hacks and cyber-security attacks, natural disasters and severe weather conditions, as well as regulatory and operational burdens associated with the operation and maintenance of nuclear facilities. Government regulators monitor and control utility revenues and costs, and therefore may limit utility profits. In certain countries, regulatory authorities may also restrict a company's access to new markets, thereby diminishing the company's long-term prospects.

Issuer Risk. The performance of the Fund depends on the performance of individual securities to which the Fund has exposure. The Fund may be adversely affected if an issuer of underlying securities held by the Fund is unable or unwilling to repay principal or interest when due. Any issuer of these securities may perform poorly, causing the value of its securities to decline. Poor performance may be caused by poor management decisions, competitive pressures, changes in technology, expiration of patent protection, disruptions in supply, labor problems or shortages, corporate restructurings, fraudulent disclosures, credit deterioration of the issuer, adverse regulatory changes or other factors. Changes to the financial condition or credit rating of an issuer of those securities may cause the value of the securities to decline. An issuer may also be subject to risks associated with the countries, states and regions in which the issuer resides, invests, sells products, or otherwise conducts operations.

Geographic Risk. Some of the companies in which the Fund invests are located in parts of the world that have historically been prone to natural disasters, such as earthquakes, tornadoes, volcanic eruptions, droughts, floods, hurricanes or tsunamis, and are economically sensitive to environmental events. Any such event may adversely impact the economies of these geographic areas or business operations of companies in these geographic areas, causing an adverse impact on the value of the Fund.

Risk of Investing in the United States. A decrease in imports or exports, changes in trade regulations, inflation, and/or an economic recession in the U.S. may have a material adverse effect on the U.S. economy and the securities listed on U.S. exchanges. Proposed and adopted policy and legislative changes in the U.S. are changing many aspects of financial, commercial, public health, environmental, and other regulation and may have a significant effect on the U.S. markets generally, as well as on the value of certain securities. Government agencies project that the U.S. will continue to maintain elevated public debt levels for the foreseeable future. Although elevated debt levels do not necessarily indicate or cause economic problems, elevated public debt service costs may constrain future economic growth.

Natural and environmental disasters, such as, for example, earthquakes, fires, floods and hurricanes and weather-related phenomena generally, have been and can be highly disruptive to economies and markets, adversely affecting individual companies, sectors, industries, markets, currencies, interest and inflation rates, credit ratings, investor sentiment, and other factors affecting the value of the Fund's investments. A natural disaster could occur in a geographic region of the United States in which the Fund invests, which could adversely affect the economy or the business operations of companies in the specific geographic region, causing an adverse impact on the Fund's investments in, or which are exposed to, the affected region.

The U.S. has developed increasingly strained relations with a number of foreign countries. If relations with certain countries continue to deteriorate, it could adversely affect U.S. issuers as well as non-U.S. issuers that rely on the U.S. for trade. The U.S. has also experienced increased internal unrest and discord. If these trends were to continue, it may have an adverse impact on the U.S. economy and the issuers in which the Fund invests.

Infectious Illness Risk. A widespread outbreak of an infectious illness, such as the COVID-19 pandemic, may adversely affect the economies of many nations and the global economy and may impact individual issuers and capital markets in ways that cannot be foreseen.

An infectious illness outbreak may result in travel restrictions, closed international borders, disruption of healthcare services, prolonged quarantines, cancellations, supply chain disruptions, lower consumer demand, temporary and permanent closures of businesses, layoffs, defaults and other significant economic, social and political impacts, as well as general concern and uncertainty.

An infectious illness outbreak may result in extreme volatility, severe losses, credit deterioration of issuers, and disruptions in markets, which could adversely impact the Fund and its investments, including impairing any hedging activity.

Certain local markets may be subject to closures. Any suspension of trading in markets in which the Fund invests will have an impact on the Fund and its investments and will impact the Fund's ability to purchase or sell securities in such markets. Market or economic disruptions could result in elevated tracking error and increased premiums or discounts to the Fund's NAV. Additionally, an outbreak could impair the operations of the Fund's service providers, including BIM, which could adversely impact the Fund.

Governmental and quasi-governmental authorities and regulators throughout the world may respond to an outbreak and any resulting economic disruptions with a variety of fiscal and monetary policy changes, including direct capital infusions into companies and other issuers, new monetary policy tools, and changes in interest rates. A reversal of these policies, or the ineffectiveness of such policies, is likely to increase market volatility, which could adversely affect the Fund's investments.

An outbreak may exacerbate other pre-existing political, social and economic risks in certain countries or globally, which could adversely affect the Fund and its investments and could result in increased premiums or discounts to the Fund's NAV.

Despite the development of vaccines, the duration of the COVID-19 pandemic and its effects cannot be predicted with certainty.

Concentration Risk. The Fund may be susceptible to an increased risk of loss, including losses due to adverse events that affect the Fund's investments more than the market as a whole, to the extent that the Fund's investments are concentrated in the securities and/or other assets of a particular issuer or issuers, sector, sub-sector, market segment, market, industry, group of industries, country, group of countries, region or asset class. The Fund may be more adversely affected by the underperformance of those securities and/or other assets, may experience increased price volatility and may be more susceptible to adverse economic, market, political or regulatory occurrences affecting those securities and/or other assets than a fund that does not concentrate its investments.

Non-Diversification Risk. The Funds are classified as a "non-diversified" fund under the Investment Company Act of 1940, as amended (the "1940 Act"). Accordingly, a Fund may invest a greater portion of its assets in the securities of a single issuer than if it were a "diversified" fund. To the extent that a Fund invests a higher percentage of its assets in the securities of a single issuer, the Fund is subject to a higher degree of risk associated with and developments affecting that issuer than a fund that invests more widely.

Illiquid Investments Risk. The Fund may invest up to an aggregate amount of 15% of its net assets in illiquid investments. An illiquid investment is any investment that the Fund reasonably expects cannot be sold or disposed of in current market conditions in seven calendar days or less without significantly changing the market value of the investment. To the extent the Fund holds illiquid investments, the illiquid investments may reduce the returns of the Fund because the Fund may be unable to transact at advantageous times or prices. An investment may be illiquid due to, among other things, the reduced

number and capacity of traditional market participants to make a market in securities or instruments or the lack of an active market for such securities or instruments. To the extent that the Fund invests in securities or instruments with substantial market and/or credit risk, the Fund will tend to have increased exposure to the risks associated with illiquid investments. Liquid investments may become illiquid after purchase by the Fund, particularly during periods of market turmoil. There can be no assurance that a security or instrument that is deemed to be liquid when purchased will continue to be liquid for as long as it is held by the Fund, and any security or instrument held by the Fund may be deemed an illiquid investment pursuant to the Fund's liquidity risk management program. Illiquid investments may be harder to value, especially in changing markets. Although the Fund primarily seeks to redeem shares of the Fund on an in-kind basis, if the Fund is forced to sell underlying investments at reduced prices or under unfavorable conditions to meet redemption requests or for other cash needs, the Fund may suffer a loss. This may be magnified in a rising interest rate environment or other circumstances where redemptions from the Fund may be greater than normal. Other market participants may be attempting to liquidate holdings at the same time as the Fund, causing increased supply of the Fund's underlying investments in the market and contributing to illiquid investments risk and downward pricing pressure. During periods of market volatility, liquidity in the market for the Fund's shares may be impacted by the liquidity in the market for the underlying securities or instruments held by the Fund, which could lead to the Fund's shares trading at a premium or discount to the Fund's NAV. The high yield securities in which the Fund invests may experience greater liquidity challenges than other types of securities during periods of market stress.

Privately Issued Securities Risk. The Fund may invest in privately issued securities, including those that are normally purchased pursuant to Rule 144A or Regulation S under the 1933 Act. Privately issued securities typically may be resold only to qualified institutional buyers, or in a privately negotiated transaction, or to a limited number of purchasers, or in limited quantities after they have been held for a specified period of time and other conditions are met for an exemption from registration. Because there may be relatively few potential purchasers for such securities, especially under adverse market or economic conditions or in the event of adverse changes in the financial condition of the issuer, the Fund may find it more difficult to sell such securities when it may be advisable to do so or it may be able to sell such securities only at prices lower than if such securities were more widely held and traded. At times, it also may be more difficult to determine the fair value of such securities for purposes of computing the Fund's NAV due to the absence of an active trading market. There can be no assurance that a privately-issued security that is deemed to be liquid when purchased will continue to be liquid for as long as it is held by the Fund, and its value may decline as a result.

Authorized Participant Concentration Risk. Only an Authorized Participant may engage in creation or redemption transactions directly with the Fund, and Authorized Participants are not obligated to engage in creation and/or redemption transactions. The Fund has a limited number of institutions that may act as Authorized Participants on an agency basis (*i.e.*, on behalf of other market participants). To the extent that Authorized Participants exit the business or are unable or unwilling to proceed with creation or redemption orders with respect to the Fund and no other Authorized Participant is willing or able to step forward to create or redeem Creation Units, Fund shares may be more likely to trade at a premium or discount to NAV and possibly face trading halts or delisting. Authorized Participant concentration risk may be heightened because ETFs, such as the Fund, that invest in high yield securities, securities issued by non-U.S. issuers or other securities or instruments that are less widely traded often involve greater settlement and operational issues and capital costs for Authorized Participants, which may limit the availability of Authorized Participants.

Investment in the Underlying Funds Risk. (Sector Rotation Fund) The Fund invests a substantial portion of its assets in the Underlying Funds. Accordingly, the Fund's investment performance is directly related to the performance of the Underlying Funds, and the Fund is subject to the risk factors associated with the investments of the Underlying Funds and will be affected by the investment policies and practices of the Underlying Funds in direct proportion to the amount of assets allocated to each. A strategy used by the Underlying Funds may fail to produce the intended results. If the Fund has allocated a higher portion of its net assets to a particular Underlying Fund, it may be more susceptible to adverse developments affecting that Underlying Fund and may be more susceptible to losses because of these developments. The Fund's ability to achieve its investment objective will depend on the ability of the Underlying Funds to achieve their investment objectives. There can be no assurance that the investment objective of any Underlying Fund can be achieved. With respect to the Underlying Funds, which are all designed to track an index, the price and movement of an ETF designed to track an index may not track the index and may result in a loss. In addition, ETFs may trade at a price above (premium) or below (discount) their net asset value, especially during periods of significant market volatility or stress, causing investors to pay significantly more or less than the value of the ETF's underlying portfolio. Certain ETFs traded on exchanges may be thinly traded and experience large spreads between the "ask" price quoted by a seller and the "bid" price offered by a buyer.

The Fund's NAV will change with changes in the value of the Underlying Funds and other investments based on their market valuations. The Fund's market price may deviate from value of the Fund's underlying holdings, particularly in times of market stress, and as a result, investors may pay more or receive less than the underlying value of the Fund's shares bought or sold. See also “-Exchange-Traded Fund (ETF) and Other Investment Company Risk” below. An investment in the Fund will entail more costs and expenses than a direct investment in the Underlying Funds.

As the Fund's allocation to the Underlying Funds changes from time to time, or to the extent that the total annual fund operating expenses of the Underlying Funds change, the weighted average operating expenses borne by the Fund may increase or decrease. Through its investment in the Underlying Funds, the Fund is exposed to Management Risk, Market Risk, and Market Trading Risk, among other Risks.

Affiliated ETF Risk. (Sector Rotation Fund) The Adviser receives advisory fees from the Underlying Funds. It is possible that a conflict of interest among the Fund and the Underlying Funds could affect how the Adviser fulfills its fiduciary duties to the Fund and the Underlying Funds. The Adviser may have an incentive to take into account the effect on an Underlying Fund in which the Fund may invest in determining whether, and under what circumstances, to purchase or sell shares in that Underlying Fund. In addition, the fees payable to the Adviser by certain of the Underlying Funds may be higher than the fee payable by the Fund. However, the Adviser has a fiduciary duty to act in the Fund's best interests when selecting the Underlying Funds.

Asset Allocation Risk. (Sector Rotation Fund) The Fund's investment performance depends upon the successful allocation by the Adviser of the Fund's assets among the Sectors after Adviser receives asset allocation recommendations from the Sub-Adviser. There is no guarantee that the allocation techniques and decisions made in connection therewith will produce the desired results. Any imperfections, errors or limitations in the allocation techniques and decisions made could result in investment outcomes different from or opposite to those expected or desired by the Fund.

Exchange-Traded Fund and Other Investment Company Risk. The Fund may invest in shares of other investment companies and ETFs (including, for the Sector Rotation Fund, the affiliated Underlying Funds). Shareholders bear both their proportionate share of the Fund's expenses and similar expenses of the underlying investment company or ETF when the Fund invests in shares of another investment company or ETF. The Fund is subject to the risks associated with the ETF or investment company's investments. The price and movement of an ETF designed to track an index may not track the index and may result in a loss. In addition, ETFs may trade at a price above (premium) or below (discount) their net asset value, especially during periods of significant market volatility or stress, causing investors to pay significantly more or less than the value of the ETF's underlying portfolio. Certain ETFs traded on exchanges may be thinly traded and experience large spreads between the “ask” price quoted by a seller and the “bid” price offered by a buyer.

Management Risk. Because BIM uses a representative sampling indexing strategy, the Fund may not be able to fully replicate the Index and may hold securities not included in the Index. As a result, the Fund is subject to the risk that BIM's investment strategy, the implementation of which is subject to a number of constraints, may not produce the intended results.

Portfolio Turnover Risk. (Sector Fund) High portfolio turnover (considered by the Fund and the Underlying Funds to mean higher than 100% annually) may result in increased transaction costs to the Fund or an Underlying Fund, including brokerage commissions, dealer mark-ups and other transaction costs on the sale of the securities and on reinvestment in other securities.

Operational Risk. The Fund is exposed to operational risks arising from a number of factors, including, but not limited to, human error, processing and communication errors, errors of the Fund's service providers, Authorized Participants, market makers, counterparties or other third-parties, failed or inadequate processes and computer, technology or systems failures. The Fund and BIM seek to reduce these operational risks through controls and procedures. However, these measures do not address every possible risk and may be inadequate to address significant operational risks.

Valuation Risk. The debt securities in which the Fund may invest typically are valued by a pricing service utilizing a range of market-based inputs and assumptions, including readily available market quotations obtained from broker-dealers making markets in such instruments, cash flows and transactions for comparable instruments. There is no assurance that the Fund will be able to sell a portfolio security at the price established by the pricing service, which could result in a loss to the Fund. Pricing services generally price debt securities assuming orderly transactions of an institutional “round lot” size, but some trades may occur in smaller, “odd lot” sizes, often at lower prices than institutional round lot trades. The price the Fund could receive upon the sale of a security or other asset may differ from the Fund’s valuation of the security or other asset and from the value used by the Index, particularly for securities or other assets that trade in low volume or volatile markets or that are valued using a fair value methodology as a result of trade suspensions or for other reasons. Because non-U.S. stock exchanges may be open on days when the Fund does not price its shares, the value of the securities or other assets in the Fund’s portfolio may change on days or during time periods when shareholders will not be able to purchase or sell the Fund’s shares. Authorized Participants who purchase or redeem Fund shares on days when the Fund is holding fair-valued securities may receive fewer or more shares, or lower or higher redemption proceeds, than they would have received had the Fund not fair-valued securities or used a different valuation methodology. The Fund’s ability to value investments may be impacted by a lack of current market prices, technological issues or errors by pricing services or other third-party service providers.

Cybersecurity Risk. With the increased use of technologies such as the internet to conduct business, the Fund, Authorized Participants, service providers and the relevant listing exchange are susceptible to operational, information security and related “cyber” risks both directly and through their service providers. Similar types of cybersecurity risks are also present for issuers of securities in which the Fund invests, which could result in material adverse consequences for such issuers and may cause the Fund’s investment in such portfolio companies to lose value. Unlike many other types of risks faced by the Fund, these risks typically are not covered by insurance. In general, cyber incidents can result from deliberate attacks or unintentional events. Cyber incidents include, but are not limited to, gaining unauthorized access to computer or digital systems (*e.g.*, through “hacking” or malicious software coding) for purposes of misappropriating assets or sensitive information, “ransomware” attacks (a form of malware designed to encrypt files on a device, rendering any files and the systems that rely on them unusable), corrupting data, or causing operational disruption. Cyberattacks may also be carried out in a manner that does not require gaining unauthorized access, such as causing denial-of-service attacks on websites (*i.e.*, efforts to make network services unavailable to intended users). The rapidly-evolving nature of both technologies and of cyberattacks makes preventing and mitigating cybersecurity risks or resolving cybersecurity incidents especially challenging, and the cost of prevention, responses and mitigation efforts may be substantial. Recently, geopolitical tensions may have increased the scale and sophistication of deliberate attacks, particularly those from nation-states or from entities with nation-state backing.

Cybersecurity failures by, or breaches of, the systems of the Fund’s adviser, distributor and other service providers (including, but not limited to, index and benchmark providers, fund accountants, custodians, transfer agents and administrators), market makers, Authorized Participants or the issuers of securities in which the Fund invests, have the ability to cause disruptions and impact business operations, potentially resulting in: financial losses, theft of assets, interference with the Fund’s ability to calculate its NAV, disclosure of confidential trading information, impediments to trading, submission of erroneous trades or erroneous creation or redemption orders, the inability of the Fund or its service providers to transact business, violations of applicable privacy and other laws, regulatory fines, third party claims in litigation, penalties, reputational damage, reimbursement or other compensation costs, or additional compliance costs. In addition, cyberattacks may render records of Fund assets and transactions, shareholder ownership of Fund shares, and other data integral to the functioning of the Fund inaccessible or inaccurate or incomplete. Substantial costs may be incurred by the Fund in order to resolve or prevent cyber incidents in the future. While the Fund has established business continuity plans in the event of, and risk management systems to prevent, such cyber incidents, there are inherent limitations in such plans and systems, including the possibility that certain risks have not been identified and that prevention and remediation efforts will not be successful or that cyberattacks will go undetected. Furthermore, the Fund cannot control the cybersecurity plans and systems put in place by service providers to the Fund, issuers in which the Fund invests, the Index Provider (as applicable), market makers or Authorized Participants. The Fund and its shareholders could be negatively impacted as a result.

A Further Discussion of Other Risks

Each Fund may also be subject to certain other risks associated with its investments and investment strategies.

European Economic Risk. The Economic and Monetary Union (the “eurozone”) of the European Union (the “EU”) requires compliance by member states that are members of the eurozone with restrictions on inflation rates, deficits, interest rates and debt levels, as well as fiscal and monetary controls, each of which may significantly affect every country in Europe, including those countries that are not members of the eurozone. Additionally, European countries outside of the eurozone may present economic risks that are independent of the indirect effects that eurozone policies have on them. In particular, the United Kingdom’s (the “U.K.”) economy may be affected by global economic, industrial and financial shifts. Changes in imports or exports, changes in governmental or EU regulations on trade, changes in the exchange rate of the euro (the common currency of eurozone countries), changes in interest rates or other monetary policy changes, the default or threat of default by an EU member state on its sovereign debt and/or an economic recession in an EU member state may have a significant adverse effect on the economies of other EU member states and their trading partners. The European financial markets have historically experienced volatility and adverse trends due to concerns about economic downturns or rising government debt levels in several European countries, including, but not limited to, Austria, Belgium, Cyprus, France, Greece, Ireland, Italy, Portugal, Spain and Ukraine. These events have adversely affected the exchange rate of the euro and may continue to significantly affect European countries, and these consequences may be exacerbated by the COVID-19 pandemic.

Responses to financial problems by European governments, central banks and others, including austerity measures and reforms, may not produce the desired results, may result in social unrest, may limit future growth and economic recovery or may have other unintended consequences. Further defaults or restructurings by governments and other entities of their debt could have additional adverse effects on economies, financial markets and asset valuations around the world. In addition, one or more countries may abandon the euro and/or withdraw from the EU. The U.K. left the EU (“Brexit”) on January 31, 2020. The U.K. and EU have reached an agreement on the terms of their future trading relationship effective January 1, 2021, which principally relates to the trading of goods rather than services, including financial services. Further discussions are to be held between the U.K. and the EU in relation to matters not covered by the trade agreement, such as financial services. The Fund will face risks associated with the potential uncertainty and consequences that may follow Brexit, including with respect to volatility in exchange rates and interest rates. Brexit could adversely affect European or worldwide political, regulatory, economic or market conditions and could contribute to instability in global political institutions, regulatory agencies and financial markets. Brexit has also led to legal uncertainty and could lead to politically divergent national laws and regulations as a new relationship between the U.K. and EU is defined and the U.K. determines which EU laws to replace or replicate. Any of these effects of Brexit could adversely affect any of the companies to which the Fund has exposure and any other assets in which the Fund invests. The political, economic and legal consequences of Brexit are not yet fully known. In the short term, financial markets may experience heightened volatility, particularly those in the U.K. and Europe, but possibly worldwide. The U.K. and Europe may be less stable than they have been in recent years, and investments in the U.K. and the EU may be difficult to value, or subject to greater or more frequent volatility. In the longer term, there is likely to be a period of significant political, regulatory and commercial uncertainty as the U.K. continues to negotiate the terms of its future trading relationships.

Secessionist movements, such as the Catalan movement in Spain and the independence movement in Scotland, as well as governmental or other responses to such movements, may also create instability and uncertainty in the region. In addition, the national politics of countries in the EU have been unpredictable and subject to influence by disruptive political groups and ideologies. The governments of EU countries may be subject to change and such countries may experience social and political unrest. Unanticipated or sudden political or social developments may result in sudden and significant investment losses. The occurrence of terrorist incidents throughout Europe or war in the region could also impact financial markets. The impact of these events is not clear but could be significant and far-reaching and could adversely affect the value and liquidity of the Fund’s investments. The EU and its member states have also experienced increased internal unrest and discord, as well as significant challenges in managing and containing the outbreak of COVID-19. If these trends were to continue, it may have an adverse impact on European economies and many of the issuers in which the Fund invests.

Russian Invasion of Ukraine. Russia launched a large-scale invasion of Ukraine on February 24, 2022. The extent and duration of the military action, resulting sanctions and resulting future market disruptions, including declines in its stock markets and the value of the ruble against the U.S. dollar in the region are impossible to predict, but could be significant. Any such disruptions caused by Russian military action or other actions (e.g., cyberattacks and espionage) or resulting actual and threatened responses to such activity, including purchasing and financing restrictions, boycotts or changes in consumer or purchaser preferences, sanctions, tariffs or cyberattacks on Russian entities or individuals, including politicians, could have a severe adverse effect on the region, including significant negative impacts on the economy and the markets for certain securities and commodities, such as oil and natural gas, as well as other sectors. How long such military action and related events will last cannot be predicted. These and any related events could have significant impact on Fund performance and the value of an investment in the Fund.

Non-U.S. Issuers Risk. Securities issued by non-U.S. issuers have different risks from securities issued by U.S. issuers. These risks include differences in accounting, auditing and financial reporting standards, the possibility of expropriation or confiscatory taxation, restrictions or limitations on trade, including export controls and tariffs, adverse changes in investment or exchange control regulations, political instability which could affect U.S. investments in non-U.S. countries, uncertainties of transnational litigation, regulatory and economic differences, and potential restrictions on the flow of international capital, including the possible seizure or nationalization of the securities issued by non-U.S. issuers held by the Fund. Non-U.S. issuers may be subject to less governmental regulation than U.S. issuers. Moreover, individual non-U.S. economies may differ favorably or unfavorably from the U.S. economy in such respects as growth of gross domestic product, rate of inflation, capital reinvestment, resource self-sufficiency and balance of payment positions. Unfavorable political, economic or governmental developments in non-U.S. countries could affect the payment of a security's principal and interest. Securities issued by non-U.S. issuers may also be less liquid than, and more difficult to value than, securities of U.S. issuers. In addition, the value of these securities may fluctuate due to changes in the exchange rate of the issuer's local currency against the U.S. dollar.

Large Shareholder and Large-Scale Redemption Risk. Certain shareholders, including an Authorized Participant, a third-party investor, the Fund's adviser or an affiliate of the Fund's adviser, a market maker, or another entity, may from time to time own or manage a substantial amount of Fund shares or may invest in the Fund and hold their investment for a limited period of time. These shareholders may also pledge or loan Fund shares (to secure financing or otherwise), which may result in the shares becoming concentrated in another party. There can be no assurance that any large shareholder or large group of shareholders would not redeem their investment or that the size of the Fund would be maintained. Redemptions of a large number of Fund shares by these shareholders may adversely affect the Fund's liquidity and net assets. To the extent the Fund permits redemptions in cash, these redemptions may force the Fund to sell portfolio securities when it might not otherwise do so, which may negatively impact the Fund's NAV, have a material effect on the market price of the Shares and increase the Fund's brokerage costs and/or accelerate the realization of taxable income and/or gains and cause the Fund to make taxable distributions to its shareholders earlier than the Fund otherwise would have. In addition, under certain circumstances, non-redeeming shareholders may be treated as receiving a disproportionately large taxable distribution during or with respect to such tax year. The Fund also may be required to sell its more liquid Fund investments to meet a large redemption, in which case the Fund's remaining assets may be less liquid, more volatile, and more difficult to price. To the extent these large shareholders transact in shares on the secondary market, such transactions may account for a large percentage of the trading volume for the shares of the Fund and may, therefore, have a material upward or downward effect on the market price of the Fund shares. In addition, large purchases of Fund shares may adversely affect the Fund's performance to the extent that the Fund is delayed in investing new cash and is required to maintain a larger cash position than it ordinarily would, diluting its investment returns.

Risk of Investing in Developed Countries. Investment in developed country issuers may subject the Fund to regulatory, political, demographic, currency, security, economic and other risks associated with developed countries. Developed countries generally tend to rely on services sectors (e.g., the financial services sector) as the primary means of economic growth. A prolonged slowdown in one or more services sectors is likely to have a negative impact on economies of certain developed countries, although economies of individual developed countries can be impacted by slowdowns in other sectors. In the past, certain developed countries have been targets of terrorism, and some geographic areas in which the Fund invests have experienced strained international relations due to territorial disputes, historical animosities, defense concerns and other resource or security concerns. These situations may cause uncertainty in the financial markets in these countries or geographic areas and may adversely affect the performance of the issuers to which the Fund has exposure. Heavy regulation of certain markets, including labor and product

markets, may have an adverse effect on certain issuers. Such regulations may negatively affect economic growth or cause prolonged periods of recession. Many developed countries are heavily indebted and face rising healthcare and retirement expenses, often associated with aging populations and adverse demographic trends. In addition, price fluctuations of certain commodities and regulations impacting the import of commodities may negatively affect developed country economies.

Reliance on Trading Partners Risk. The economies of many countries or regions in which the Fund invests are highly dependent on trade with certain key trading partners. Reduction in spending on products and services by these key trading partners, institution of tariffs or other trade barriers or a slowdown in the economies of key trading partners may adversely affect the performance of any company in which the Fund invests and have a material adverse effect on the Fund's performance.

Close-Out Risk for Qualified Financial Contracts. Regulations adopted by global prudential regulators require counterparties that are part of U.S. or foreign global systemically important banking organizations to include contractual restrictions on close-out and cross-default in agreements relating to qualified financial contracts. Qualified financial contracts include agreements relating to swaps, currency forwards and other derivatives as well as repurchase agreements and securities lending agreements. The restrictions prevent the Fund from closing out a qualified financial contract during a specified time period if the counterparty is subject to resolution proceedings and also prohibit the Fund from exercising default rights due to a receivership or similar proceeding of an affiliate of the counterparty. These requirements may increase credit risk and other risks to the Fund.

Settlement Risk. Effective as of May 28, 2024, the standard settlement cycle for numerous types of U.S. securities, including shares of the Fund and many of the securities the Fund invests in, will move to T+1 from T+2. The Fund has worked with its service providers, Authorized Participants, market makers and liquidity providers, listing exchanges and industry groups to prepare for the shortened settlement cycle and to understand and mitigate the potential impacts of shortened settlement on the Fund. However, this reduced settlement cycle may result in additional risks to the Fund to the extent that certain Fund investments have longer settlement cycles than the settlement cycle for Fund shares.

Derivatives Risk. Derivatives involve the risk that changes in their value may not move as expected relative to changes in the value of the underlying reference they are designed to track. The Fund may invest in derivatives to generate income, for investment purposes and for hedging and risk management purposes. Derivatives risk is generally more significant when derivatives are used to enhance return or as a substitute for a cash investment option, rather than solely to hedge the risk of a position held by the Fund.

The use of derivatives involves risks that are in addition to, and potentially greater than, the risks of investing directly in securities and other more traditional assets. Derivatives also present other risks, including market risk, illiquidity risk, counterparty risk and currency risk. Derivatives, such as over-the-counter ("OTC") derivatives may be highly illiquid. Many derivatives, in particular OTC derivatives, are complex and their valuation often requires modeling and judgment, which increases the risk of mispricing or improper valuation. Valuation risk is generally more pronounced when the Fund enters into OTC derivatives because there is generally less reliable, objective data available about the value of such derivatives. Incorrect valuations may result in increased cash payments to, or decreased cash payments from, counterparties than would otherwise have been required if the correct valuation were used, undercollateralization and/or errors in the calculation of the Fund's NAV.

The Fund's use of derivatives exposes it to the risk that the counterparties will be unable or unwilling to make timely settlement payments or otherwise honor their obligations. For example, an OTC derivatives contract typically can be closed only with the consent of the other party to the contract. If the counterparty defaults, the Fund will still have contractual remedies but may not be able to enforce them. Because the contract for each OTC derivative is individually negotiated, the counterparty may interpret contractual terms differently than the Fund, and if it does, the Fund may decide not to pursue its claims against the counterparty to avoid incurring the cost and unpredictability of legal proceedings. The Fund, therefore, may be unable to obtain payments BIM believes are owed to it under OTC derivatives contracts, or those payments may be delayed or made only after the Fund has incurred additional costs, such as litigation costs. When the Fund enters into a cleared derivatives transaction (including futures contracts and options on futures contracts, exchange-traded derivatives and cleared swaps), it is subject to the credit and performance risk of the exchange and/or clearinghouse and the member of the exchange and/or clearinghouse (as applicable) through which it holds its position.

Derivatives can be used for hedging (attempting to reduce risk of an investment position by offsetting that investment position with another) or non-hedging purposes, including to enhance returns. Hedging with derivatives may increase expenses, and there can be no assurance that a hedging strategy will be effective to reduce risk. If a hedging counterparty is unable or unwilling to make timely settlement payments or otherwise honor its obligations under a derivative used for hedging, the relevant Fund will have unhedged exposure to the underlying investment that the Fund intended to hedge, which could adversely impact the Fund. While hedging can reduce or eliminate the risk of losses, it can also reduce or eliminate the opportunity for gains, and hedging may cause or increase losses if the market moves in a manner different from that anticipated by the Fund or if the cost of the derivative outweighs the benefit of the hedge. The use of derivatives for non-hedging purposes may be considered more speculative than other types of investments.

The Fund may implement a significant portion of its derivatives strategy with a limited number of counterparties, and events affecting the creditworthiness of any of those counterparties may have a pronounced effect on the Fund. The Fund may be required to provide more margin for its derivatives investments during periods of market disruptions or stress.

The Fund's use of derivatives may not be effective or have the desired results. Moreover, suitable derivatives will not be available in all circumstances. BIM may decide not to use derivatives to hedge or otherwise reduce the Fund's risk exposures, potentially resulting in losses for the Fund.

Because many derivatives have embedded leverage (i.e., a notional value in excess of the assets needed to establish and/or maintain the derivative position), adverse changes in the value or level of the underlying reference asset may result in a loss substantially greater than the amount invested in the derivative itself.

The Fund's use of derivatives may be subject to special tax rules, which are in some cases uncertain under current law and could affect the amount, timing and character of distributions to shareholders. See "Dividends and Distributions" below.

Specific risks involved in the use of certain types of derivatives in which the Funds may invest include:

Futures Risk. A purchase or sale of a futures contract may result in losses in excess of the amount invested in the futures contract. There can be no guarantee that there will be a correlation between price movements in the futures contracts and in the securities or index positions underlying them. Futures exchanges may limit the amount of fluctuation permitted in certain futures contract prices during a single trading day. Once the daily limit has been reached in a futures contract subject to the limit, no more trades may be made on that day at a price beyond that limit. The daily limit governs only price movements during a particular trading day and therefore does not limit potential losses because the limit may work to prevent the liquidation of unfavorable positions. There can be no assurance that a liquid market will exist at a time when the Fund seeks to close out a futures contract, and the Fund would remain obligated to meet margin requirements until the position is closed.

Options Risk. A decision as to whether, when and how to use options involves the exercise of skill and judgment, and even a well-conceived and well-executed options program may be adversely affected by market behavior or unexpected events. Successful options strategies may require the anticipation of future movements in securities prices or other economic factors of the underlying investments. No assurances can be given that BIM's judgment in this respect will be correct.

The market price of written options will be affected by many factors, including changes in the market price or other economic attributes of the underlying investment; changes in the realized or perceived volatility of the relevant market and underlying investment; and the time remaining before an option's expiration.

The market price of options, particularly OTC options, may be adversely affected if the market for the options becomes less liquid or smaller. The Fund may close out a written option position by buying the option instead of letting it expire or be exercised. There can be no assurance that a liquid market will exist when the Fund seeks to close out an option position by buying or selling the option. Reasons for the absence of a liquid market on an exchange include the following: (i) there may be insufficient trading interest in certain options; (ii) restrictions may be imposed by an exchange on opening transactions or closing transactions or both; (iii) trading halts, suspensions or other restrictions may be imposed with respect to particular classes or series of options; (iv) unusual or unforeseen circumstances may interrupt normal operations on an exchange; (v) the

facilities of an exchange or clearinghouse may not at all times be adequate to handle current trading volume; or (vi) a regulator or one or more exchanges could, for economic or other reasons, decide to discontinue the trading of options (or a particular class or series of options) at some future date. If trading were discontinued, the market on that exchange (or in that class or series of options) would cease to exist.

Each Fund's options positions will be marked to market on each day that the Fund strikes its NAV. The Fund's options transactions will be subject to limitations established by each of the exchanges, boards of trade or other trading facilities on which such options are traded. These limitations govern the maximum number of options in each class that may be written or purchased by a single investor or group of investors acting in concert, regardless of whether the options are written or purchased on the same or different exchanges, boards of trade or other trading facilities or are held or written in one or more accounts or through one or more brokers. Thus, the number of options that the Fund may sell or purchase may be affected by options sold or purchased by other investment advisory clients of BIM. An exchange, board of trade or other trading facility may order the liquidation of positions found to be in excess of these limits and may impose certain other sanctions.

Swaps Risk. The use of swaps involves investment techniques and risks that are different from those associated with other portfolio investments. These instruments typically are not traded on exchanges; however, transactions in some types of swaps are required to be (including certain interest rate swaps and credit default swaps on North America and European indices) and in other cases are capable of being centrally cleared ("cleared swaps"). When the Fund enters into a cleared swap, it is subject to the credit and performance risk of the clearinghouse and the member of the clearinghouse through which it holds its position. For OTC swaps and cleared swaps, there is a risk that the other party to certain of these instruments (or the party through which it holds its position) will not perform its obligations to the Fund or that the Fund may be unable to enter into offsetting positions to terminate its exposure or liquidate its position under certain of these instruments when it wishes to do so. Such occurrences could result in losses to the Fund.

Swap agreements may be subject to contractual restrictions on transferability and termination and they may have terms of greater than seven days. The Fund's obligations under a swap agreement will generally be accrued daily (offset against any amounts owed to that Fund under the swap).

Portfolio Holdings Information

A description of the Trust's policies and procedures with respect to the disclosure of each Fund's portfolio securities is available in the Funds' Statement of Additional Information ("SAI"). Each Fund discloses its portfolio holdings daily at www.bondbloxxetf.com. Fund fact sheets provide information regarding each Fund's top holdings and may be requested by calling (800) 896-5089.

Management

Investment Adviser. As an investment adviser registered with the SEC under the Investment Advisers Act of 1940, as amended, BIM has overall responsibility for the general management and administration of the Funds. BIM provides an investment program for the Funds and manages the investment of each Fund's assets.

BIM is located at 700 Larkspur Landing Circle, Suite 250, Larkspur, CA 94939. As of December 31, 2023, BIM and its affiliates have provided investment advisory services and have approximately \$2.5 billion in assets under management. BIM and its affiliates may trade and invest for their own accounts in the actual securities and types of securities in which a Fund may also invest, which may affect the price of such securities.

All Funds (other than the Sector Rotation Fund)

Pursuant to the Investment Advisory Agreement between BIM and the Trust (entered into on behalf of each Fund), BIM is responsible for substantially all expenses of the Funds, except the management fees, interest expenses, taxes, expenses incurred with respect to the acquisition and disposition of portfolio securities and the execution of portfolio transactions, including brokerage commissions, distribution fees or expenses, litigation expenses and any extraordinary expenses (as determined by a majority of the Trustees who are not "interested persons" of the Trust).

For its investment advisory services to the Fund, BIM is paid a management fee from each Fund based on a percentage of each Fund's average daily net assets, at the annual rate of 0.35%. BIM may from time to time voluntarily waive and/or reimburse fees or expenses in order to limit total annual fund operating expenses (excluding acquired fund fees and expenses, if any). Any such voluntary waiver or reimbursement may be eliminated by BIM at any time.

Sector Rotation Fund

Delaware Investments Fund Advisers, a series of Macquarie Investment Management Business Trust, a Delaware statutory trust, serves as the Fund's investment sub-adviser.

For its investment advisory services to the Fund, BIM is paid a management fee from the Fund based on a percentage of the Fund's average daily net assets, at the annual rate of 0.45%. BIM compensates the Sub-Adviser from the management fee BIM receives.

Under a sub-advisory agreement among Delaware Investments Fund Advisers, BIM and the Trust, with respect to the Fund, the Adviser pays the Sub-Adviser a fee based on a percentage of the Fund's average daily net assets, at the annual rate of 0.20%.

Pursuant to an expenses limitation agreement with BIM, BIM has contractually agreed to waive fees and/or reimburse operating expenses (other than interest, brokerage, taxes, extraordinary expenses and non-affiliated acquired fund fees and expenses) so that the ratio of the Fund's net total annual operating expenses will not exceed 0.55% through the anniversary of the listing date of the Fund in 2026, subject to recapture as described below (the "Fee Waiver"). The Fee Waiver may be terminated prior to the anniversary of the listing date of the Fund in 2026 only upon written agreement of the Trust and BIM. The Fee Waiver may be modified by BIM to decrease the Fund's net total annual operating expenses at any time. BIM is also permitted to recapture amounts waived and/or reimbursed within two years after the fiscal year in which BIM waived fees and/or reimbursed expenses if the Fund's net total annual operating expenses have fallen to a level below the limit described above. In no case will BIM recapture any amount that would result, on any particular business day of the Fund, in the Fund's expense ratio exceeding both (1) the expense cap in place at the time such amounts were waived and (2) the Fund's current expense cap.

BIM may also from time to time voluntarily waive and/or reimburse fees or expenses in order to limit total annual fund operating expenses (excluding acquired fund fees and expenses, if any). Any such voluntary waiver or reimbursement may be eliminated by BIM at any time.

A discussion regarding the basis for the approval by the Board of each Investment Advisory Agreement with BIM, and for the Sector Rotation Fund, the Sub-Advisory Agreement with the Sub-Adviser, is available in each Fund's Annual Report for the period ended October 31, 2023.

Portfolio Management.

Elya Schwartzman

Elya Schwartzman, Portfolio Manager, is responsible for the day-to-day management of the Funds and their investments. Mr. Schwartzman is a co-founder of BIM. Prior to joining BIM in 2021, Mr. Schwartzman was the president & founder of ESIC LLC, a consulting firm specializing in fixed income ETF portfolio management, strategy, and infrastructure. From 2010 to 2019, Mr. Schwartzman was a director at BlackRock, Inc., where he oversaw a portfolio management team and was responsible for over \$200 billion in ETFs and other global bond portfolios, while developing systems and technology for the ETF ecosystem. Prior, Mr. Schwartzman was a senior portfolio manager at State Street Global Advisors, where he guided the initial launch of fixed income ETFs and managed active high yield funds. Mr. Schwartzman holds a US patent on a system for processing ETF custom baskets, developed during his time with BlackRock. Mr. Schwartzman received his MBA in quantitative finance from the Sloan School of Management (MIT).

Daniel Goldman

Daniel Goldman, Portfolio Manager, is responsible for the day-to-day management of the Funds and their investments. Prior to joining BIM in 2022, Mr. Goldman served as Portfolio Manager on the Global Fixed Income Index Leadership Team within The Vanguard Group's ("Vanguard") Fixed Income Group. Mr. Goldman also served as Global Head of ETFs on Vanguard's index trading desk, where he was responsible for over \$300 billion in assets. In this role, Mr. Goldman managed a global team of ETF traders, and collaborated with business teams in Canada, Europe, and Australia to lead key initiatives and ETF launches globally. In addition, Mr. Goldman has supported major technology initiatives that have developed systems and processes across the global ETF ecosystem since 2007. Also prior to his role as a Portfolio Manager with BIM, Mr. Goldman managed a team within Vanguard's Fund Accounting Department, where he specialized in fixed income mutual funds and ETFs and led the operations of Vanguard's U.S. fixed income ETF business. Mr. Goldman received a bachelor's degree in Business Administration with a focus in Finance from La Salle University.

Sector Rotation Fund

The Sub-Adviser's portfolio management team has responsibility for providing the Sector Rotation Fund's asset allocation advisory services and recommending the allocation and reallocation of assets among the Underlying Funds.

Adam H. Brown, CFA

Adam H. Brown is a Senior Portfolio Manager for the firm's high yield strategies within Macquarie Asset Management Fixed Income (MFI). He manages MFI's bank loan portfolios and is a co-portfolio manager for the high yield, fixed rate multisector, and core plus strategies. Brown joined Macquarie Asset Management (MAM) in April 2011 as part of the firm's integration of Macquarie Four Corners Capital Management, where he had worked since 2002. At Four Corners, he was a co-portfolio manager on the firm's collateralized loan obligations (CLOs) and a senior research analyst supporting noninvestment grade portfolios. Before that, Brown was with the predecessor of Wells Fargo Securities, where he worked in the leveraged finance group arranging senior secured bank loans and high yield bond financings for financial sponsors and corporate issuers. He earned an MBA from the A.B. Freeman School of Business at Tulane University and a bachelor's degree in Accounting from the University of Florida.

John P. McCarthy, CFA

John P. McCarthy is a Senior Portfolio Manager for the Macquarie Asset Management Fixed Income (MFI) high yield strategies, a role he assumed in July 2016. From December 2012 to June 2016, he was co-head of credit research for MFI. McCarthy rejoined Macquarie Asset Management (MAM) in March 2007 as a senior research analyst, after he worked in the firm's fixed income area from 1990 to 2000 as a senior high yield analyst and high yield trader, and from 2001 to 2002 as a municipal bond trader. Prior to rejoining the firm, he was a senior high yield analyst/trader at Chartwell Investment Partners. McCarthy earned a bachelor's degree in business administration from Babson College, and he is a member of the CFA Society of Philadelphia.

The Funds' SAI provides additional information about the portfolio managers' compensation, other accounts managed by the portfolio managers and the portfolio managers' ownership (if any) of shares in the Funds.

Administrator, Custodian and Transfer Agent. Brown Brothers Harriman & Co. ("BBH") is the administrator, custodian and transfer agent for the Funds.

Conflicts of Interest. An investment in a Fund is subject to a number of actual or potential conflicts of interest. For example, BIM and/or its affiliates provide a variety of different services to the Funds, for which the Funds compensate them. As a result, BIM and/or its affiliates have an incentive to enter into arrangements with the Funds, and face conflicts of interest when balancing that incentive against the best interests of the Funds. BIM and/or its affiliates also face conflicts of interest in their service as investment adviser to other clients, and, from time to time, make investment decisions that differ from and/or negatively impact those made by BIM on behalf of the Funds. Affiliates of BIM may provide a broad range of services and products to their clients. In certain circumstances by providing services and products to their clients, these affiliates' activities will disadvantage or restrict and/or benefit these affiliates. BIM may also acquire material non-public information which would negatively affect BIM's ability to transact in securities for the Funds. BIM and the Funds have adopted policies and procedures reasonably designed to appropriately prevent,

limit or mitigate conflicts of interest. In addition, many of the activities that create these conflicts of interest are limited and/or prohibited by law, unless an exception is available. For more information about conflicts of interest, see the Potential Conflicts of Interest section in the SAI.

Shareholder Information

Additional shareholder information, including how to buy and sell shares of the Funds, is available free of charge by calling toll-free: (800) 896-5089 or visiting our website at www.bondbloxxetf.com.

Buying and Selling Shares. Shares of the Funds may be acquired or redeemed directly from the Funds only in Creation Units or multiples thereof, as discussed in the *Creations and Redemptions* section of this Prospectus. Only an Authorized Participant may engage in creation or redemption transactions directly with the Funds. Once created, shares of the Funds generally trade in the secondary market in amounts less than a Creation Unit.

Shares of each Fund are listed on a national securities exchange for trading during the trading day. Shares can be bought and sold throughout the trading day like shares of other publicly-traded companies. The Trust does not impose any minimum investment for shares of a Fund purchased on an exchange or otherwise in the secondary market.

Buying or selling Fund shares on an exchange or other secondary market involves two types of costs that may apply to all securities transactions. When buying or selling shares of a Fund through a broker, you may incur a brokerage commission and other charges. The commission is frequently a fixed amount and may be a significant proportional cost for investors seeking to buy or sell small amounts of shares. In addition, you may incur the cost of the “bid-ask spread,” that is, any difference between the bid price and the ask price. The bid-ask spread varies over time for shares of a Fund based on the Fund’s trading volume and market liquidity, and is generally lower if the Fund has high trading volume and market liquidity, and higher if the Fund has little trading volume and market liquidity (which is often the case for funds that are newly launched or small in size). A Fund’s bid-ask spread may also be impacted by the liquidity or illiquidity of the underlying securities held by the Fund, particularly for newly launched or smaller funds or in instances of significant volatility of the underlying securities.

Because shares of the Funds are listed for trading on a national securities exchange, the Board has adopted a policy of not monitoring for frequent purchases and redemptions of Fund shares (“frequent trading”) that appear to attempt to take advantage of a potential arbitrage opportunity presented by a lag between a change in the value of each Fund’s portfolio securities after the close of the primary markets for the Fund’s portfolio securities and the reflection of that change in the Fund’s NAV (“market timing”), because the Fund sells and redeems its shares directly through transactions that are in-kind and/or for cash, subject to the conditions described below under *Creations and Redemptions*. However, the Funds have taken certain measures (e.g., imposing transaction fees on purchases and redemptions of Creation Units and reserving the right to reject purchases of Creation Units under certain circumstances) to minimize the potential consequences of frequent cash purchases and redemptions by Authorized Participants, such as increased tracking error, disruption of portfolio management, dilution to the Fund, and/or increased transaction costs. Further, the vast majority of trading in Fund shares occurs on the secondary market, which does not involve a Fund directly, and such trading is unlikely to cause many of the harmful effects of frequent cash purchases or redemptions of Fund shares.

The national securities exchange on which each Fund’s shares are listed is open for trading Monday through Friday and is closed on weekends and the following holidays (or the days on which they are observed): New Year’s Day, Martin Luther King, Jr. Day, Presidents’ Day, Good Friday, Memorial Day, Juneteenth National Independence Day, Independence Day, Labor Day, Thanksgiving Day and Christmas Day. The Fund’s primary listing exchange is NYSE Arca.

Section 12(d)(1) of the 1940 Act generally restricts investments by investment companies, including foreign and unregistered investment companies, in the securities of other investment companies. For example, a registered investment company (the “Acquired Fund”), such as each Fund herein, may not knowingly sell or otherwise dispose of any security issued by the Acquired Fund to any investment company (the “Acquiring Fund”) or any company or companies controlled by the Acquiring Fund if, immediately after such sale or disposition: (i) more than 3% of the total outstanding voting stock of the Acquired Fund is owned by the Acquiring Fund and any company or companies controlled by the Acquiring Fund, or (ii) more than 10% of the total outstanding voting stock of the Acquired Fund is

owned by the Acquiring Fund and other investment companies and companies controlled by them. However, registered investment companies are permitted to invest in a Fund beyond the limits set forth in Section 12(d)(1), subject to certain terms and conditions set forth in SEC rules. In order for a registered investment company to invest in shares of a Fund beyond the limitations of Section 12(d)(1) in reliance on Rule 12d1-4 under the 1940 Act, the registered investment company must, among other things, enter into an agreement with the Trust. Foreign investment companies are permitted to invest in a Fund only up to the limits set forth in Section 12(d)(1), subject to any applicable SEC no-action relief.

Book Entry. Shares of the Funds are held in book-entry form, which means that no stock certificates are issued. The Depository Trust Company (“DTC”) or its nominee is the record owner of, and holds legal title to, all outstanding shares of the Fund.

Investors owning shares of the Funds are beneficial owners as shown on the records of DTC or its participants. DTC serves as the securities depository for shares of the Fund. DTC participants include securities brokers and dealers, banks, trust companies, clearing corporations and other institutions that directly or indirectly maintain a custodial relationship with DTC. As a beneficial owner of shares, you are not entitled to receive physical delivery of stock certificates or to have shares registered in your name, and you are not considered a registered owner of shares. Therefore, to exercise any right as an owner of shares, you must rely upon the procedures of DTC and its participants. These procedures are the same as those that apply to any other securities that you hold in book-entry or “street name” form.

Share Prices. The trading prices of a Fund’s shares in the secondary market generally differ from the Fund’s daily NAV and may be affected by market forces such as the supply of and demand for Fund shares and underlying securities held by the Fund, interest rate changes, economic conditions and other factors.

Determination of Net Asset Value. The NAV of each Fund normally is determined once daily Monday through Friday, generally as of the regularly scheduled close of business of the New York Stock Exchange (“NYSE”) (normally 4:00 p.m., Eastern time) on each day that the NYSE is open for trading, based on prices of the Fund’s assets at the time of closing, provided that (i) any Fund assets or liabilities denominated in currencies other than the U.S. dollar are translated into U.S. dollars at the prevailing market rates on the date of valuation as quoted by one or more data service providers and (ii) U.S. fixed-income assets may be valued as of the announced closing time for trading in fixed-income instruments in a particular market or exchange. The NAV of each Fund is calculated by dividing the value of the net assets of the Fund (*i.e.*, the value of its total assets less total liabilities) by the total number of outstanding shares of the Fund, generally rounded to the nearest cent.

The value of the securities and other assets and liabilities held by each Fund are determined pursuant to valuation policies and procedures approved by the Board and administered by BIM. As of the date of this Prospectus, BIM serves as each Fund’s valuation designee for purposes of compliance with Rule 2a-5 under the 1940 Act.

Each Fund values fixed-income portfolio securities at the midpoint between the bid and ask prices, or at current market price quotations provided by dealers, or at prices (including evaluated prices) supplied by the Fund’s approved independent third-party pricing services, each in accordance with valuation policies and procedures approved by the Board. For the Sector Rotation Fund, shares of underlying ETFs (including the Underlying Funds) will be valued at their most recent closing price on an exchange. Pricing services may use matrix pricing or valuation models that utilize certain inputs and assumptions to derive values. Pricing services generally value fixed-income securities assuming orderly transactions of an institutional round lot size, but the Fund may hold or transact in such securities in smaller odd lot sizes. Odd lots often trade at lower prices than institutional round lots. An amortized cost method of valuation may be used with respect to debt obligations with sixty days or less remaining to maturity unless BIM determines in good faith that such method does not represent fair value.

Generally, trading in money market instruments is substantially completed each day at various times prior to the close of business on the NYSE. The values of such securities used in computing the NAV of the Fund are determined as of such times.

When market quotations are not readily available or are believed by BIM to be unreliable, each Fund's investments are valued at fair value. Fair value determinations are made by BIM in accordance with policies and procedures approved by the Board. BIM may conclude that a market quotation is not readily available or is unreliable if a security or other asset or liability does not have a price source due to its lack of trading or other reasons, if a market quotation differs significantly from recent price quotations or otherwise no longer appears to reflect fair value, where the security or other asset or liability is thinly traded, when there is a significant event subsequent to the most recent market quotation, or if the trading market on which a security is listed is suspended or closed and no appropriate alternative trading market is available. A "significant event" is deemed to occur if BIM determines, in its reasonable business judgment prior to or at the time of pricing the Fund's assets or liabilities, that the event is likely to cause a material change to the closing market price of one or more assets or liabilities held by the Fund.

Fair value represents a good faith approximation of the value of an asset or liability. The fair value of an asset or liability held by a Fund is the amount the Fund might reasonably expect to receive from the current sale of that asset or the cost to extinguish that liability in an arm's-length transaction. Valuing a Fund's investments using fair value pricing may result in prices that are based on subjective judgments, which may lead to prices that may differ materially from current market valuations and that may not be the prices at which those investments could have been sold during the period in which the particular fair values were used. Use of fair value prices and certain current market valuations could result in a difference between the prices used to calculate a Fund's NAV and the prices used by the Index (or, for the Sector Rotation Fund, an Underlying Fund's underlying index), which, in turn, could result in a difference between the Fund's performance and the performance of the Index (or, for the Sector Rotation Fund, an Underlying Fund's underlying index).

Summary of Certain Provisions of the Declaration of Trust

The Declaration of Trust requires that before bringing any derivative action on behalf of the Fund, Shareholders must make a pre-suit demand upon the Board to bring the subject action unless such effort is not likely to succeed. A pre-suit demand is shall only be deemed not likely to succeed if a majority of the Board, or a majority of any committee established to consider the merits of such action, is composed of Trustees who are not "independent trustees" (as such term is defined in the Delaware Statutory Trust Act). In addition, unless demand is excused, Shareholders in the aggregate holding at least 10% of the Trust's outstanding Shares (or at least 10% of the outstanding shares of the Fund to which the action relates) must join the request for the Board to commence such action. In addition to all suits, claims or other actions (collectively, "claims") that under applicable law must be brought as derivative claims, any claim that affects all shareholders of Fund equally, that is, proportionately based on their number of shares in such Fund, must be brought as a derivative claim irrespective of whether such claim involves a violation of the shareholders' rights under the Declaration of Trust or any other alleged violation of contractual or individual rights that might otherwise give rise to a direct claim. The foregoing requirements do not apply to claims brought under the federal securities laws.

The Declaration of Trust provides that any suit, action or proceeding brought by or in the right of any shareholder seeking to enforce any provision of, or based on any matter arising out of, or in connection with, the Declaration of Trust, the Trust or any Fund must be brought exclusively in the United States District Court for the Northern District of California or, solely with respect to matters relating to the organization or internal affairs of the Trust or as otherwise required by law, the Court of Chancery of the State of Delaware to the extent there is subject matter jurisdiction in such court for the claims asserted or, if not, in the Superior Court of Delaware. The foregoing provisions will not apply to claims brought under the federal securities laws.

Shareholders also waive the right to jury trial to the fullest extent permitted by law. The exclusive jurisdiction provision and the waiver of jury trials limit a shareholder's ability to litigate a claim in the jurisdiction and in a manner that may be more favorable to the shareholder. A court may choose not to enforce these provisions of the Declaration of Trust.

Except as required by federal law including the 1940 Act, neither the Trustees nor any officer of the Trust shall owe any fiduciary duty to the Trust or any Series or Class or any Shareholder. Unless otherwise expressly provided herein or required by federal law including the 1940 Act, the Trustees shall act in their sole discretion and may take any action or exercise any power without any vote or consent of the Shareholder. Nothing in the Declaration of Trust modifying, restricting or eliminating the duties or liabilities of Trustees or officers shall apply to or in any way limit the duties (including state law duties of loyalty and care) or liabilities of such persons with respect to matters arising under the federal securities laws.

Reference should be made to the Declaration of Trust on file with the SEC for the full text of these provisions.

Dividends and Distributions

General Policies. Dividends from net investment income, if any, generally are declared and paid at least once a month by each Fund. Distributions of net realized securities gains, if any, generally are declared and paid once a year, but the Trust may make distributions on a more frequent basis for each Fund. The Trust reserves the right to declare special distributions for each Fund if, in its reasonable discretion, such action is necessary or advisable to preserve a Fund's status as a regulated investment company or to avoid imposition of income or excise taxes on such Fund's realized and undistributed ordinary income or capital gains.

Dividends and other distributions on shares of each Fund are distributed on a *pro rata* basis to beneficial owners of such shares. Dividend payments are made through DTC participants and indirect participants to beneficial owners then of record with proceeds received from the Fund.

Dividend Reinvestment Service. No dividend reinvestment service is provided by the Trust. Broker-dealers may make available the DTC book-entry Dividend Reinvestment Service for use by beneficial owners of each Fund for reinvestment of their dividend distributions. Beneficial owners should contact their broker to determine the availability and costs of the service and the details of participation therein. Brokers may require beneficial owners to adhere to specific procedures and timetables. If this service is available and used, dividend distributions of both ordinary income and capital gains will be automatically reinvested in additional whole shares of a Fund purchased in the secondary market.

Taxes. As with any investment, you should consider how your investment in shares of a Fund will be taxed. The tax information in this Prospectus is provided as general information, based on current U.S. federal income tax law. There is no guarantee that shares of the Fund will receive certain regulatory or accounting treatment. You should consult your own tax professional about the tax consequences of an investment in shares of the Fund.

Unless your investment in Fund shares is made through a tax-exempt entity or tax-advantaged account, such as an individual retirement account, in which case your distributions generally will be taxable when withdrawn, you need to be aware of the possible tax consequences when the Fund makes distributions or you sell Fund shares.

Taxes on Distributions. Distributions from a Fund's net investment income, including distributions out of the Fund's net short-term capital gains, if any, are taxable to you as ordinary income. A Fund's distributions of net long-term capital gains, if any, in excess of net short-term capital losses are taxable as long-term capital gains, regardless of how long you have held the shares. Long-term capital gains are eligible for taxation at a maximum rate of 15% or 20% for non-corporate shareholders, depending on whether their income exceeds certain threshold amounts. Distributions from a Fund are subject to a 3.8% U.S. federal "Medicare" contribution tax on "net investment income" of individuals with incomes exceeding \$200,000 (\$250,000 if married and filing jointly) and estates and trusts. In general, your distributions are subject to U.S. federal income tax in the year when they are paid. Certain distributions paid in January, however, may be treated as paid on December 31 of the prior year.

If a Fund's distributions exceed its current and accumulated earnings and profits, all or a portion of the distributions made in the taxable year may be characterized as a return of capital to you. Distributions in excess of the Fund's minimum distribution requirements, but not in excess of the Fund's earnings and profits, will be taxable to you and will not constitute nontaxable returns of capital. A return of capital distribution generally will not be taxable but will reduce the cost basis in your shares of a Fund and will result in a higher capital gain or lower capital loss when those shares on which the distribution was received are sold. Once your cost basis is reduced to zero, further distributions will be treated as capital gain if you hold shares of the Fund as capital assets.

If you are neither a resident nor citizen of the U.S. or if you are a non-U.S. entity (other than a pass-through entity to the extent owned by U.S. persons), a Fund's ordinary income dividends (which include distributions of net short-term capital gains) will generally be subject to a 30% U.S. federal withholding tax, unless a lower treaty rate applies provided that withholding tax will generally not apply to any gain or income realized by a non-U.S. shareholder in respect of any distributions of long-term capital gains or upon the sale or other disposition of shares of the Fund.

Separately, a 30% withholding tax is currently imposed on U.S.-source dividends, interest and other income items paid to (i) foreign financial institutions, including non-U.S. investment funds, unless they agree to collect and disclose to the U.S. Internal Revenue Service (“IRS”) information regarding their direct and indirect U.S. account holders and (ii) certain other foreign entities, unless they certify certain information regarding their direct and indirect U.S. owners. To avoid withholding, foreign financial institutions will need to (i) enter into agreements with the IRS that state that they will provide the IRS information, including the names, addresses and taxpayer identification numbers of direct and indirect U.S. account holders; comply with due diligence procedures with respect to the identification of U.S. accounts; report to the IRS certain information with respect to U.S. accounts maintained, agree to withhold tax on certain payments made to non-compliant foreign financial institutions or to account holders who fail to provide the required information; and determine certain other information concerning their account holders, or (ii) in the event that an applicable intergovernmental agreement and implementing legislation are adopted, provide local revenue authorities with similar account holder information. Other foreign entities may need to report the name, address, and taxpayer identification number of each substantial U.S. owner or provide certifications of no substantial U.S. ownership, unless certain exceptions apply.

If you are a resident or citizen of the U.S., by law, backup withholding will apply to your distributions and proceeds if you have not provided a taxpayer identification number or social security number and made other required certifications.

Taxes When Shares are Sold. Currently, any capital gain or loss realized upon a sale of Fund shares is generally treated as a long-term gain or loss if the shares have been held for more than one year. Any capital gain or loss realized upon a sale of Fund shares held for one year or less is generally treated as short-term gain or loss, except that any capital loss on the sale of shares held for six months or less is treated as long-term capital loss to the extent that capital gain dividends were paid with respect to such shares. Any such capital gains, including from sales of Fund shares or from capital gain dividends, are included in “net investment income” for purposes of the 3.8% U.S. federal Medicare contribution tax mentioned above.

The foregoing discussion summarizes some of the consequences under current U.S. federal income tax law of an investment in a Fund. It is not a substitute for personal tax advice. You may also be subject to state, local and non-U.S. taxation on Fund distributions and sales of shares. Potential investors should consult their tax advisor about the tax consequences of an investment in shares of a Fund under U.S. federal, state and local and non-U.S. tax laws.

Creations and Redemptions. Prior to trading in the secondary market, shares of each Fund are “created” at their NAV by authorized participants (each an “Authorized Participant”) that has entered into an agreement with the Fund’s distributor, Foreside Fund Services LLC (the “Distributor”). Shares are available only in block-size Creation Units or multiples thereof. Each “creator” or Authorized Participant has entered into an agreement with the Funds’ distributor. An Authorized Participant is a member or participant of a clearing agency registered with the SEC, which has a written agreement with a Fund or one of its service providers that allows such member or participant to place orders for the purchase and redemption of Creation Units.

A creation transaction, which is subject to acceptance by the Distributor and a Fund, generally takes place when an Authorized Participant deposits into the Fund a designated portfolio of securities, assets or other positions (a “creation basket”), and an amount of cash (including any cash representing the value of any substituted securities, assets or other positions), if any, which together approximate the holdings of the Fund in exchange for a specified number of Creation Units. Similarly, shares can be redeemed only in Creation Units, generally for a designated portfolio of securities, assets or other positions (a “redemption basket”) held by the Fund and an amount of cash (including any portion of such securities for which cash may be substituted). The Fund may, in certain circumstances, offer Creation Units partially or solely for cash. Except when aggregated in Creation Units, shares are generally not redeemable by the Fund. Creation and redemption baskets may differ and the Fund may accept “custom baskets.” More information regarding custom baskets is contained in the Fund’s SAI.

The prices at which creations and redemptions occur are based on the next calculation of NAV after a creation or redemption order is received in proper form under the authorized participant agreement and related AP procedures.

Only an Authorized Participant may create or redeem Creation Units with a Fund. Authorized Participants may create or redeem Creation Units for their own accounts or for the accounts of customers, including, without limitation, affiliates of the Fund.

In the event of a system failure or other interruption, including disruptions at market makers or Authorized Participants, orders to purchase or redeem Creation Units either may not be executed according to a Fund's instructions or may not be executed at all, or the Fund may not be able to place or change orders.

To the extent a Fund engages in in-kind transactions, the Fund intends to comply with the U.S. federal securities laws in accepting securities for deposit and satisfying redemptions with redemption securities by, among other means, assuring that any securities accepted for deposit and any securities used to satisfy redemption requests will be sold in transactions that would be exempt from registration under the 1933 Act. Further, an Authorized Participant that is not a "qualified institutional buyer," as such term is defined in Rule 144A under the 1933 Act, will not be able to receive restricted securities eligible for resale under Rule 144A.

Creations and redemptions must be made through a firm that is either a member of the Continuous Net Settlement System of the National Securities Clearing Corporation or a DTC participant that has executed an agreement with the Distributor with respect to creations and redemptions of Creation Unit aggregations. Information about the procedures regarding creation and redemption of Creation Units (including the cut-off times for receipt of creation and redemption orders) is included in the Fund's SAI.

Because new shares may be created and issued on an ongoing basis, at any point during the life of a Fund a "distribution," as such term is used in the 1933 Act, may be occurring. Broker-dealers and other persons are cautioned that some activities on their part may, depending on the circumstances, result in their being deemed participants in a distribution in a manner that could render them statutory underwriters subject to the prospectus delivery and liability provisions of the 1933 Act. Any determination of whether one is an underwriter must take into account all the relevant facts and circumstances of each particular case.

Broker-dealers should also note that dealers who are not "underwriters" but are participating in a distribution (as contrasted to ordinary secondary transactions), and thus dealing with shares that are part of an "unsold allotment" within the meaning of Section 4(a)(3)(C) of the 1933 Act, would be unable to take advantage of the prospectus delivery exemption provided by Section 4(a)(3) of the 1933 Act. For delivery of prospectuses to exchange members, the prospectus delivery mechanism of Rule 153 under the 1933 Act is available only with respect to transactions on a national securities exchange.

Householding. Householding is an option available to certain Fund investors. Householding is a method of delivery, based on the preference of the individual investor, in which a single copy of certain shareholder documents can be delivered to investors who share the same address, even if their accounts are registered under different names. Please contact your broker-dealer if you are interested in enrolling in householding and receiving a single copy of prospectuses and other shareholder documents, or if you are currently enrolled in householding and wish to change your householding status.

Distribution

The Distributor or its agent distributes Creation Units for the Fund on an agency basis. The Distributor does not maintain a secondary market in shares of the Funds. The Distributor has no role in determining the policies of the Funds or the securities that are purchased or sold by the Funds. The Distributor's principal address is Three Canal Plaza, Suite 100, Portland, Maine 04101.

BIM or its affiliates have in the past and expect in the future to make payments to broker-dealers, registered investment advisers, banks or other intermediaries (together, "intermediaries") related to marketing activities and presentations, educational training programs, conferences, the development of technology platforms and reporting systems, data provision services, or their making shares of the Funds and certain other BondBloxx funds available to their customers generally and in certain investment programs. Such payments, which may be significant to the intermediary or its representatives, are not made by the Funds. Rather, such payments are expected to be made by BIM or its affiliates from their own resources, which come directly or indirectly in part from fees paid by the BondBloxx funds complex. Payments of this type are sometimes referred to as revenue-sharing payments. A financial intermediary may make decisions about which investment options it recommends or makes available, or the level of services provided, to its customers based on the payments or other financial incentives it is eligible to receive. Therefore, such payments or other financial incentives offered or made to an intermediary create conflicts of interest between the intermediary (or its representatives) and its customers and may cause the intermediary to recommend the Funds or other BondBloxx funds over another investment. More information regarding these payments is contained in the Funds' SAI. **Please contact your salesperson or other investment professional for more information regarding any such payments his or her firm may receive from BIM or its affiliates.**

Financial Highlights

The Financial Highlights table is intended to help an investor understand the financial performance of each Fund's shares since inception. Certain information reflects financial results for a single Fund share. The total returns in the tables represent the rate that an investor would have earned (or lost) on an investment in each Fund (assuming reinvestment of all dividends and distributions). Unless otherwise indicated, this information has been audited by Cohen & Company, Ltd., the Funds' independent registered public accounting firm, whose report, along with each Fund's financial statements, are included in the Funds' annual report, which is available upon request. With respect to the Sector Rotation Fund, the information for the year ended June 30, 2019 has been audited and reported on by another independent registered public accounting firm whose report expressed an unqualified opinion on those financial statements and financial highlights.

Financial Highlights

For a share outstanding throughout the period presented.

	BondBloxx USD High Yield Bond Industrial Sector ETF		BondBloxx USD High Yield Bond Telecom, Media & Technology Sector ETF	
	For the Year Ended October 31, 2023	For the Period Ended October 31, 2022⁽¹⁾	For the Year Ended October 31, 2023	For the Period Ended October 31, 2022⁽¹⁾
Net Asset Value, beginning of period	\$ 35.75	\$ 39.89	\$ 34.79	\$ 39.65
Income/(loss) from operations:				
Net investment income/(loss) ⁽²⁾	2.65	1.55	2.92	1.54
Net realized and unrealized gain/(loss) on investments	(0.59) ⁽¹⁵⁾	(4.25)	(2.60) ⁽¹⁵⁾	(5.05)
Total income/(loss) from operations	<u>2.06</u>	<u>(2.70)</u>	<u>0.32</u>	<u>(3.51)</u>
Distributions to shareholders:				
Net investment income	(2.29)	(1.44)	(2.45)	(1.35)
Total distributions	<u>(2.29)</u>	<u>(1.44)</u>	<u>(2.45)</u>	<u>(1.35)</u>
Net Asset Value, end of year	<u>\$ 35.52</u>	<u>\$ 35.75</u>	<u>\$ 32.66</u>	<u>\$ 34.79</u>
Market Value, end of year	<u>\$ 35.60</u>	<u>\$ 35.71</u>	<u>\$ 32.77</u>	<u>\$ 34.73</u>
Total Return at Net Asset Value⁽³⁾	5.77%	(6.81)%	0.89%	(8.96)%
Total Return at Market Value⁽⁴⁾	6.12%	(6.88)%	1.39%	(9.03)%
Net Assets, end of period (millions)	\$ 40.8	\$ 3.6	\$ 29.4	\$ 3.5
Ratios to average net assets:				
Expenses ⁽⁵⁾	0.35%	0.35%	0.35%	0.35%
Net investment income/(loss) ⁽⁵⁾⁽⁶⁾	7.23%	5.87%	8.60%	5.93%
Portfolio turnover rate⁽⁷⁾	21%	9%	14%	13%

(1) Funds commenced operations on February 15, 2022. Shares of XHYI and XHYT were listed on the NYSE Arca, Inc. on February 17, 2022.

(2) Based on average daily shares outstanding.

(3) Net asset value total return is calculated assuming an initial investment made at the net asset value at the beginning of the period, reinvestment of all distributions at net asset value during the period, and redemption at net asset value on the last day of the period. Net asset value total return includes adjustments in accordance with accounting principles generally accepted in the United States of America ("GAAP") and as such, the net asset value for financial reporting purposes and the returns based upon those net asset values may differ from the net asset value and returns for shareholder transactions. Total return calculated for a period of less than one year is not annualized.

(4) Market price total return is calculated assuming an initial investment made at the market price at the beginning of the period, reinvestment of all distributions at net asset value during the period and sale at the market price on the last day of the period. Total return calculated for a period of less than one year is not annualized.

(5) Annualized.

(6) Net investment income/(loss) represents income earned by the Fund from its underlying investments less expenses incurred by the Fund during the period.

(7) Portfolio turnover rate is not annualized and excludes the value of portfolio securities received or delivered as a result of in-kind creations or redemptions of the Fund's capital shares.

(15) Calculation of the net realized and unrealized gains (losses) per share do not correlate with the Fund's net realized and unrealized gains (losses) presented on the Statements of Operations due to the timing of capital transactions in relation to the fluctuating market values of the Fund's investments.

Financial Highlights (Continued)

For a share outstanding throughout the period presented.

	BondBloxx USD High Yield Bond Healthcare Sector ETF		BondBloxx USD High Yield Bond Financial & REIT Sector ETF	
	For the Year Ended October 31, 2023	For the Period Ended October 31, 2022 ⁽¹⁾	For the Year Ended October 31, 2023	For the Period Ended October 31, 2022 ⁽¹⁾
Net Asset Value, beginning of period	\$ 32.64	\$ 39.84	\$ 34.99	\$ 39.74
Income/(loss) from operations:				
Net investment income/(loss) ⁽²⁾	2.70	1.62	2.74	1.46
Net realized and unrealized gain/(loss) on investments	(0.94) ⁽¹⁵⁾	(7.58)	(0.70) ⁽¹⁵⁾	(4.86)
Total income/(loss) from operations	<u>1.76</u>	<u>(5.96)</u>	<u>2.04</u>	<u>(3.40)</u>
Distributions to shareholders:				
Net investment income	(3.00)	(1.24)	(2.44)	(1.35)
Total distributions	<u>(3.00)</u>	<u>(1.24)</u>	<u>(2.44)</u>	<u>(1.35)</u>
Net Asset Value, end of year	\$ 31.40	\$ 32.64	\$ 34.59	\$ 34.99
Market Value, end of year	\$ 31.49	\$ 32.52	\$ 34.68	\$ 34.99
Total Return at Net Asset Value⁽³⁾	5.36%	(15.19)%	5.91%	(8.65)%
Total Return at Market Value⁽⁴⁾	6.03%	(15.47)%	6.17%	(8.72)%
Net Assets, end of period (millions)	\$ 11.0	\$ 8.2	\$ 29.4	\$ 3.5
Ratios to average net assets:				
Expenses ⁽⁵⁾	0.35%	0.35%	0.35%	0.35%
Net investment income/(loss) ⁽⁵⁾⁽⁶⁾	8.23%	6.39%	7.71%	5.57%
Portfolio turnover rate⁽⁷⁾	18%	37%	32%	21%

(1) Funds commenced operations on February 15, 2022. Shares of XHYH and XHYF were listed on the NYSE Arca, Inc. on February 17, 2022.

(2) Based on average daily shares outstanding.

(3) Net asset value total return is calculated assuming an initial investment made at the net asset value at the beginning of the period, reinvestment of all distributions at net asset value during the period, and redemption at net asset value on the last day of the period. Net asset value total return includes adjustments in accordance with accounting principles generally accepted in the United States of America and as such, the net asset value for financial reporting purposes and the returns based upon those net asset values may differ from the net asset value and returns for shareholder transactions. Total return calculated for a period of less than one year is not annualized.

(4) Market price total return is calculated assuming an initial investment made at the market price at the beginning of the period, reinvestment of all distributions at net asset value during the period and sale at the market price on the last day of the period. Total return calculated for a period of less than one year is not annualized.

(5) Annualized.

(6) Net investment income/(loss) represents income earned by the Fund from its underlying investments less expenses incurred by the Fund during the period.

(7) Portfolio turnover rate is not annualized and excludes the value of portfolio securities received or delivered as a result of in-kind creations or redemptions of the Fund's capital shares.

(15) Calculation of the net realized and unrealized gains (losses) per share do not correlate with the Fund's net realized and unrealized gains (losses) presented on the Statements of Operations due to the timing of capital transactions in relation to the fluctuating market values of the Fund's investments.

Financial Highlights (Continued)

For a share outstanding throughout the period presented.

	BondBloxx USD High Yield Bond Energy Sector ETF		BondBloxx USD High Yield Bond Consumer Cyclical Sector ETF	
	For the Year Ended October 31, 2023	For the Period Ended October 31, 2022 ⁽¹⁾	For the Year Ended October 31, 2023	For the Period Ended October 31, 2022 ⁽¹⁾
Net Asset Value, beginning of period	\$ 37.12	\$ 39.62	\$ 34.63	\$ 39.87
Income/(loss) from operations:				
Net investment income/(loss) ⁽²⁾	2.58	1.62	2.70	1.57
Net realized and unrealized gain/(loss) on investments	(0.14) ⁽¹⁵⁾	(2.74)	0.02 ⁽¹⁵⁾	(5.49)
Total income/(loss) from operations	<u>2.44</u>	<u>(1.12)</u>	<u>2.72</u>	<u>(3.92)</u>
Distributions to shareholders:				
Net investment income	(2.43)	(1.38)	(2.40)	(1.32)
Total distributions	<u>(2.43)</u>	<u>(1.38)</u>	<u>(2.40)</u>	<u>(1.32)</u>
Net Asset Value, end of year	\$ 37.13	\$ 37.12	\$ 34.95	\$ 34.63
Market Value, end of year	\$ 37.23	\$ 36.97	\$ 35.03	\$ 34.45
Total Return at Net Asset Value⁽³⁾	6.73%	(2.84)%	7.98%	(9.96)%
Total Return at Market Value⁽⁴⁾	7.43%	(3.19)%	8.77%	(10.54)%
Net Assets, end of period (millions)	\$ 20.5	\$ 7.5	\$ 22.7	\$ 6.9
Ratios to average net assets:				
Expenses ⁽⁵⁾	0.35%	0.35%	0.35%	0.35%
Net investment income/(loss) ⁽⁵⁾⁽⁶⁾	6.85%	6.03%	7.53%	6.05%
Portfolio turnover rate⁽⁷⁾	37%	21%	24%	12%

(1) Funds commenced operations on February 15, 2022. Shares of XHYE and XHYC were listed on the NYSE Arca, Inc. on February 17, 2022.

(2) Based on average daily shares outstanding.

(3) Net asset value total return is calculated assuming an initial investment made at the net asset value at the beginning of the period, reinvestment of all distributions at net asset value during the period, and redemption at net asset value on the last day of the period. Net asset value total return includes adjustments in accordance with accounting principles generally accepted in the United States of America and as such, the net asset value for financial reporting purposes and the returns based upon those net asset values may differ from the net asset value and returns for shareholder transactions. Total return calculated for a period of less than one year is not annualized.

(4) Market price total return is calculated assuming an initial investment made at the market price at the beginning of the period, reinvestment of all distributions at net asset value during the period and sale at the market price on the last day of the period. Total return calculated for a period of less than one year is not annualized.

(5) Annualized.

(6) Net investment income/(loss) represents income earned by the Fund from its underlying investments less expenses incurred by the Fund during the period.

(7) Portfolio turnover rate is not annualized and excludes the value of portfolio securities received or delivered as a result of in-kind creations or redemptions of the Fund's capital shares.

(15) Calculation of the net realized and unrealized gains (losses) per share do not correlate with the Fund's net realized and unrealized gains (losses) presented on the Statements of Operations due to the timing of capital transactions in relation to the fluctuating market values of the Fund's investments.

Financial Highlights (Continued)

For a share outstanding throughout the period presented.

	BondBloxx USD High Yield Bond Consumer Non-Cyclicals Sector ETF	
	For the Year Ended October 31, 2023	For the Period Ended October 31, 2022⁽¹⁾
Net Asset Value, beginning of period	\$ 35.66	\$ 39.80
Income/(loss) from operations:		
Net investment income/(loss) ⁽²⁾	2.31	1.44
Net realized and unrealized gain/(loss) on investments	(0.40) ⁽¹⁵⁾	(4.33)
Total income/(loss) from operations	1.91	(2.89)
Distributions to shareholders:		
Net investment income	(2.09)	(1.25)
Total distributions	(2.09)	(1.25)
Net Asset Value, end of year	\$ 35.48	\$ 35.66
Market Value, end of year	\$ 35.62	\$ 35.62
Total Return at Net Asset Value⁽³⁾	5.40%	(7.32)%
Total Return at Market Value⁽⁴⁾	5.92%	(7.55)%
Net Assets, end of period (millions)	\$ 10.6	\$ 5.3
Ratios to average net assets:		
Expenses ⁽⁵⁾	0.35%	0.35%
Net investment income/(loss) ⁽⁵⁾⁽⁶⁾	6.34%	5.47%
Portfolio turnover rate⁽⁷⁾	15%	25%

(1) Funds commenced operations on February 15, 2022. Shares of XHYD were listed on the NYSE Arca, Inc. on February 17, 2022.

(2) Based on average daily shares outstanding.

(3) Net asset value total return is calculated assuming an initial investment made at the net asset value at the beginning of the period, reinvestment of all distributions at net asset value during the period, and redemption at net asset value on the last day of the period. Net asset value total return includes adjustments in accordance with accounting principles generally accepted in the United States of America and as such, the net asset value for financial reporting purposes and the returns based upon those net asset values may differ from the net asset value and returns for shareholder transactions. Total return calculated for a period of less than one year is not annualized.

(4) Market price total return is calculated assuming an initial investment made at the market price at the beginning of the period, reinvestment of all distributions at net asset value during the period and sale at the market price on the last day of the period. Total return calculated for a period of less than one year is not annualized.

(5) Annualized.

(6) Net investment income/(loss) represents income earned by the Fund from its underlying investments less expenses incurred by the Fund during the period.

(7) Portfolio turnover rate is not annualized and excludes the value of portfolio securities received or delivered as a result of in-kind creations or redemptions of the Fund's capital shares.

(15) Calculation of the net realized and unrealized gains (losses) per share do not correlate with the Fund's net realized and unrealized gains (losses) presented on the Statements of Operations due to the timing of capital transactions in relation to the fluctuating market values of the Fund's investments.

Financial Highlights (Continued)

For a share outstanding throughout the period presented.

	BondBloxx USD High Yield Bond Sector Rotation ETF⁽⁹⁾					
	For the Period Ended October 31, 2023⁽¹⁰⁾	For the Year Ended June 30, 2023	For the Year Ended June 30, 2022	For the Year Ended June 30, 2021	For the Year Ended June 30, 2020	For the Year Ended June 30, 2019
Net Asset Value, beginning of period	\$ 14.62	\$ 14.68	\$ 16.15	\$ 15.72	\$ 17.55	\$ 18.10
Income/(loss) from operations:						
Net investment income/(loss) ⁽²⁾	0.28	1.06	0.43	0.43	0.71	0.89
Net realized and unrealized gain/(loss) on investments	(0.44)	0.00 ⁽¹¹⁾	(1.38)	0.36	(1.85)	(0.55)
Total income/(loss) from operations	(0.16)	1.06	(0.95)	0.79	(1.14)	0.34
Distributions to shareholders:						
Net investment income	(0.25)	(1.09)	(0.52)	(0.36)	(0.67)	(0.89)
Return of capital	-	(0.03)	(0.00) ⁽¹¹⁾	-	(0.02)	-
Total distributions	(0.25)	(1.12)	(0.52)	(0.36)	(0.69)	(0.89)
Net Asset Value, end of year	\$ 14.21	\$ 14.62	\$ 14.68	\$ 16.15	\$ 15.72	\$ 17.55
Market Value, end of year	\$ 14.16	\$ 14.66	\$ 14.72	\$ 16.14	\$ 15.75	\$ 17.54
Total Return at Net Asset Value⁽³⁾	(1.14)%	7.44%	(6.07)%	5.08%	(6.69)%	1.94%
Total Return at Market Value⁽⁴⁾	(1.70)%	7.44%	(5.76)%	4.82%	(6.45)%	1.94%
Net Assets, end of period (millions)	\$ 28.6	\$ 26.3	\$ 33.8	\$ 43.6	\$ 77.0	\$ 263.3
Ratios to average net assets:						
Gross operating expenses	0.90% ⁽⁵⁾⁽¹⁶⁾	1.31%	0.76%	1.36%	1.12%	0.82%
Excluded from Expense Cap - Expedited settlement facility fees	-	-	0.01%	0.11%	0.19%	0.06%
Total operating expenses (net of waiver/reimbursement, if applicable, but gross of all other operating expenses)	0.41% ⁽⁵⁾⁽¹⁶⁾	0.55%	0.56%	0.66%	0.75%	0.61%
Net investment income/(loss) ⁽⁶⁾	5.80% ⁽⁵⁾	7.18%	2.73%	2.68%	4.13%	4.98%
Portfolio turnover rate⁽⁷⁾	107%⁽¹⁷⁾	123%	157%	215%	344%	186%

(2) Based on average daily shares outstanding.

(3) Net asset value total return is calculated assuming an initial investment made at the net asset value at the beginning of the period, reinvestment of all distributions at net asset value during the period, and redemption at net asset value on the last day of the period. Net asset value total return includes adjustments in accordance with accounting principles generally accepted in the United States of America and as such, the net asset value for financial reporting purposes and the returns based upon those net asset values may differ from the net asset value and returns for shareholder transactions. Total return calculated for a period of less than one year is not annualized.

(4) Market price total return is calculated assuming an initial investment made at the market price at the beginning of the period, reinvestment of all distributions at net asset value during the period and sale at the market price on the last day of the period. Total return calculated for a period of less than one year is not annualized.

(5) Annualized.

(6) Net investment income/(loss) represents income earned by the Fund from its underlying investments less expenses incurred by the Fund during the period.

(7) Portfolio turnover rate is not annualized and excludes the value of portfolio securities received or delivered as a result of in-kind creations or redemptions of the Fund's capital shares.

(9) The Fund acquired the assets and liabilities of the Predecessor ETF, a series of the NexPoint Funds I, at the close of business on September 15, 2023. As a result of the reorganization, the Fund is the accounting successor of the Predecessor ETF. Financial information above for the periods prior to September 16, 2023, reflect the performance of the Predecessor ETF. Prior to September 16, 2023, the Predecessor Fund had a different investment adviser, had a different investment objective and policies, and was a passively-managed fund that sought to track the performance of the Markit iBoxx USD Liquid Leveraged Loan Index.

(10) Fiscal year end changed from June 30, 2023 to October 31, 2023.

(11) Amount represents less than \$0.005 per share.

(16) Does not include expenses of the investment companies in which the fund invests.

(17) Portfolio turnover rate related to the change in investment strategy and re-balancing is 107%.

Index Provider

The Index is owned, maintained and administered by IDI. IDI is not affiliated with the Trust, BIM, BBH, the Distributor or any of their respective affiliates.

BIM or its affiliates have entered into a license agreement with the Index Provider to use the Index. BIM, or its affiliates, sublicenses rights in the Index to the Trust at no charge.

Disclaimers

Source ICE Data Indices, LLC (“ICE Data”), is used with permission. “IDI^{SM/®}” is a service/trade mark of ICE Data Indices, LLC or its affiliates and has been licensed, along with the ICE BofA US High Yield Constrained Index (“Index”) for use by BIM and its affiliates in connection with Funds (each, a “Product”). Neither BIM, the Trust nor the Funds, as applicable, is sponsored, endorsed, sold or promoted by ICE Data Indices, LLC, its affiliates or its Third Party Suppliers (“ICE Data and its Suppliers”). ICE Data and its Suppliers make no representations or warranties regarding the advisability of investing in securities generally, in the Product particularly, the Trust or the ability of the Index to track general stock market performance. ICE Data’s only relationship to BIM and its affiliates is the licensing of certain trademarks and trade names and the Index or components thereof. The Index is determined, composed and calculated by ICE Data without regard to BIM, the Trust or the Funds or their holders. ICE Data has no obligation to take the needs of BIM, the Trust or the holders of the Funds into consideration in determining, composing or calculating the Index. ICE Data is not responsible for and has not participated in the determination of the timing of, prices of, or quantities of the Funds to be issued or in the determination or calculation of the equation by which the Funds are to be priced, sold, purchased, or redeemed. Except for certain custom index calculation services, all information provided by ICE Data is general in nature and not tailored to the needs of BIM and its affiliates or any other person, entity or group of persons. ICE Data has no obligation or liability in connection with the administration, marketing, or trading of the Product. ICE Data is not an investment advisor. Inclusion of a security within an index is not a recommendation by ICE Data to buy, sell, or hold such security, nor is it considered to be investment advice.

ICE DATA AND ITS SUPPLIERS DISCLAIM ANY AND ALL WARRANTIES AND REPRESENTATIONS, EXPRESS AND/OR IMPLIED, INCLUDING ANY WARRANTIES OF MERCHANTABILITY OR FITNESS FOR A PARTICULAR PURPOSE OR USE, INCLUDING THE INDICES, INDEX DATA AND ANY INFORMATION INCLUDED IN, RELATED TO, OR DERIVED THEREFROM (“INDEX DATA”). ICE DATA AND ITS SUPPLIERS SHALL NOT BE SUBJECT TO ANY DAMAGES OR LIABILITY WITH RESPECT TO THE ADEQUACY, ACCURACY, TIMELINESS OR COMPLETENESS OF THE INDICES AND THE INDEX DATA, WHICH ARE PROVIDED ON AN “AS IS” BASIS AND YOUR USE IS AT YOUR OWN RISK.

Shares of the Funds are not sponsored, endorsed or promoted by NYSE Arca. NYSE Arca makes no representation or warranty, express or implied, to the owners of shares of the Funds or any member of the public regarding the ability of the Funds to track the total return performance of the Index or the ability of the Index to track stock market performance. NYSE Arca is not responsible for, nor has it participated in, the determination of the compilation or the calculation of the Index, nor in the determination of the timing of, prices of, or quantities of shares of the Funds to be issued, nor in the determination or calculation of the equation by which the shares are redeemable. NYSE Arca has no obligation or liability to owners of shares of the Funds in connection with the administration, marketing or trading of the shares of the Funds.

NYSE Arca does not guarantee the accuracy and/or the completeness of the Index or any data included therein. NYSE Arca makes no warranty, express or implied, as to results to be obtained by the Trust on behalf of the Funds as licensee, licensee’s customers and counterparties, owners of shares of the Funds, or any other person or entity from the use of the Index or any data included therein in connection with the rights licensed as described herein or for any other use.

NYSE Arca makes no express or implied warranties and hereby expressly disclaims all warranties of merchantability or fitness for a particular purpose with respect to the Index or any data included therein. Without limiting any of the foregoing, in no event shall NYSE Arca have any liability for any direct, indirect, special, punitive, consequential or any other damages (including lost profits) even if notified of the possibility of such damages.

The past performance of the Index is not a guide to future performance. BIM and its affiliates do not guarantee the accuracy or the completeness of the Index or any data included therein and BIM and its affiliates shall have no liability for any errors, omissions or interruptions therein. BIM and its affiliates make no warranty, express or implied, to the owners of shares of the Funds or to any other person or entity, as to results to be obtained by the Funds from the use of the Index or any data included therein. Without limiting any of the foregoing, in no event shall BIM or its affiliates have any liability for any special, punitive, direct, indirect, consequential or any other damages (including lost profits), even if notified of the possibility of such damages.

Want to know more?

www.bondbloxxetf.com | 1-800-896-5089

Information on each Fund's net asset value, market price, premiums and discounts, and bid-ask spreads can be found at www.bondbloxxetf.com. Copies of this Prospectus, the SAI and recent shareholder reports can be found on our website at www.bondbloxxetf.com. For more information about the Funds, you may request a copy of the SAI. The SAI provides detailed information about the Funds and is incorporated by reference into this Prospectus. This means that the SAI, for legal purposes, is a part of this Prospectus.

Additional information about each Fund's investments will be available in the Fund's Annual and Semi-Annual Reports to shareholders. In the Fund's Annual Report, you will find a discussion of the market conditions and investment strategies that significantly affected the Fund's performance during the last fiscal year.

If you have any questions about the Trust or shares of the Funds or you wish to obtain the SAI, Semi-Annual or Annual Report free of charge, please:

Email: info@bondbloxxetf.com

Reports and other information about the Funds are available on the EDGAR database on the SEC's website at www.sec.gov, and copies of this information may be obtained, after paying a duplicating fee, by electronic request at the following e-mail address: publicinfo@sec.gov.

No person is authorized to give any information or to make any representations about each Fund and its shares not contained in this Prospectus and you should not rely on any other information. Read and keep this Prospectus for future reference.

©2024 BondBloxx Investment Management Corporation. All rights reserved.

Investment Company Act File No.: 811-23731