



# BondBloxx Bloomberg Seven Year Target Duration US Treasury ETF

**XSVN**  
NYSE Arca, Inc.

## Annual Shareholder Report as of October 31, 2024

The BondBloxx Bloomberg Seven Year Target Duration US Treasury ETF (the "Fund") seeks to track the investment results of an index composed of U.S. Treasury securities with a duration between 5 and 9 years.

This annual shareholder report contains important information about the Fund for the period from November 1, 2023 to October 31, 2024. You can find additional information about the Fund at <https://bondbloxxetf.com/bondbloxx-bloomberg-seven-year-target-duration-us-treasury-etf/>. You can also request this information by contacting us at 800-896-5089.

## What Were The Fund Costs For The Last Year?

(based on a hypothetical \$10,000 investment)

Fund name	Cost of a \$10,000 investment	Cost paid as a % of a \$10,000 investment
BondBloxx Bloomberg Seven Year Target Duration US Treasury ETF	\$5	0.05%

## How Did The Fund Perform Last Year?

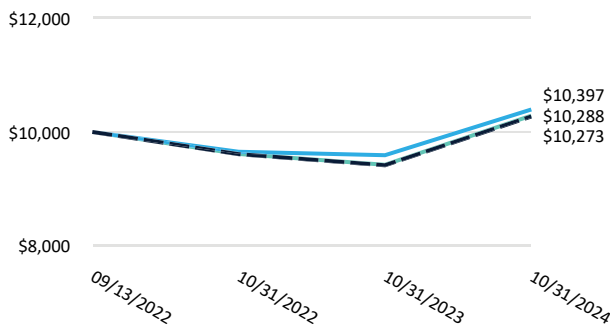
For the fiscal year ended October 31, 2024, the Fund generated a total return of 9.15%, generally in line with its benchmark, the Bloomberg US Treasury Seven Year Duration Index, which returned 9.21%.

The Fund's performance was driven by a combination of income from coupon payments ("income return") and price gains as Treasury yields declined in the second half of the fiscal year. This yield decline was driven by shifting market expectations for prices and Federal Reserve policy as inflation and employment data showed consistent moderation. In September 2024, the Federal Reserve reduced its benchmark interest rate by 50 basis points, marking the first rate cut since 2020.

Income for the fiscal year benefited from higher starting yields driven by the Federal Reserve's 2022–2023 policy actions, which included raising the policy rate by 5.25% to combat inflation.

## Growth Of \$10,000 USD Since Inception

- BondBloxx Bloomberg Seven Year Target Duration US Treasury ETF - \$10,273
- Bloomberg US Treasury Seven Year Duration Index - \$10,288
- Bloomberg US Treasury Index - \$10,397



The Growth of \$10,000 chart reflects a hypothetical \$10,000 investment and assumes reinvestment of dividends and capital gains. Fund expenses, including management fees and other expenses were deducted.

## Average Annual Total Returns

	1 Year	Since Inception <sup>(1)</sup>
Net Asset Value	9.15%	1.27%
Bloomberg US Treasury Index	8.41%	1.84%
Bloomberg US Treasury Seven Year Duration Index	9.21%	1.34%

<sup>(1)</sup> The Fund commenced operations on September 13, 2022. Shares of XSVN were listed on the NYSE Arca, Inc. on September 15, 2022.

**The performance quoted represents past performance and does not guarantee future results. The investment return and principal will fluctuate. Investor's shares, when sold or redeemed, may be worth more or less than the original cost. Current performance may be lower or higher than the performance quoted. Returns less than one year are not annualized. Shares of the Fund are bought and sold at market price (not net asset value or "NAV") and are not individually redeemed from the Fund. The returns do not reflect the deduction of taxes that a shareholder would pay on Fund distributions or redemption of Fund shares. Visit <https://bondbloxxetf.com/bondbloxx-bloomberg-seven-year-target-duration-us-treasury-etf/> or, if residing outside of the United States, please call 800-896-5089 for more recent performance data.**



# BondBloxx Bloomberg Seven Year Target Duration US Treasury ETF

**XSVN**  
NYSE Arca, Inc.

## Key Fund Statistics

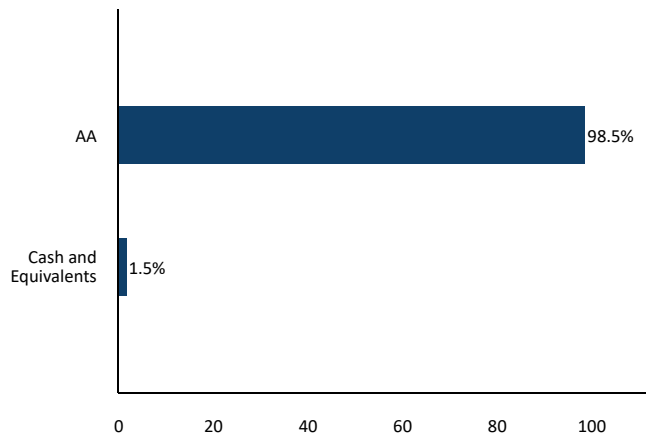
Total Net Assets	\$109,831,219
# of Portfolio Holdings	36
Total Advisory Fees Paid During Reporting Period	\$57,999
Portfolio Turnover Rate	71%
Expense Ratio	0.05%
Shares Outstanding	2,320,000
Fund Launch Date	9/13/2022
Exchange	NYSE Arca, Inc.
CUSIP	09789C820

## Top 10 Holdings (% of Net Assets)\*

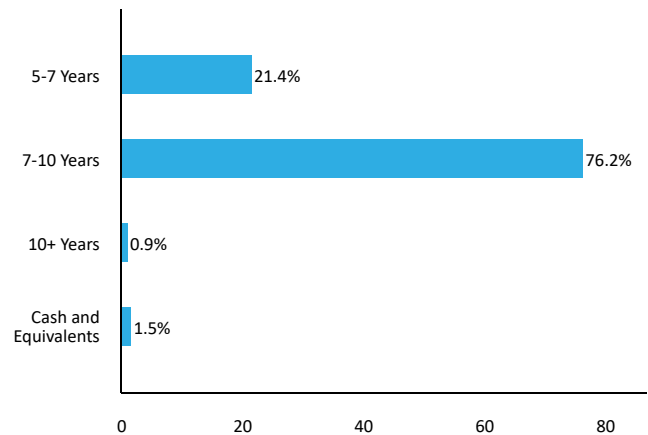
U.S. Treasury Note 4.38% 05/15/2034	10.63%
U.S. Treasury Note 4.00% 02/15/2034	10.44%
U.S. Treasury Note 3.88% 08/15/2034	10.33%
U.S. Treasury Note 4.50% 11/15/2033	10.32%
U.S. Treasury Note 3.88% 08/15/2033	9.36%
U.S. Treasury Note 3.50% 02/15/2033	8.15%
U.S. Treasury Note 3.38% 05/15/2033	7.86%
U.S. Treasury Note 2.75% 08/15/2032	2.15%
U.S. Treasury Note 1.25% 08/15/2031	2.02%
U.S. Treasury Note 1.13% 02/15/2031	1.96%

\* Subject to change

## Credit Rating Breakdown\* (% of Net Assets)



## Maturity Breakdown\* (% of Net Assets)



\* Credit quality ratings on underlying securities of the Fund are received from S&P Global Ratings ("S&P"), Moody's Investors Service, Inc. ("Moody's") and Fitch Ratings, Inc. ("Fitch") and converted to the equivalent S&P major rating category. This breakdown is provided by Bloomberg. Not rated securities do not necessarily indicate low quality. Below investment grade is represented by a rating of BB and below. Ratings and portfolio credit quality may change over time.

\* This chart represents the amount by percentage (%) maturity breakdown of bonds in the Fund.



# BondBloxx Bloomberg Seven Year Target Duration US Treasury ETF

**XSVN**  
NYSE Arca, Inc.

## Disclosures

---

U.S. Treasury obligations may differ from other securities in their interest rates, maturities, times of issuance and other characteristics and may provide relatively lower returns than those of other securities. Similar to other issuers, changes to the financial condition or credit rating of the U.S. Government may cause the value of the Fund's U.S. Treasury obligations to decline.

The Fund may be susceptible to an increased risk of loss to the extent that the Fund's investments are concentrated in the securities and/or other assets of a particular issuer or issuers, sector, sub-sector, market segment, market, industry, group of industries, country, group of countries, region or asset class.

Exchange-traded fund ("ETF") shares are bought and sold at market price (not NAV) and are not individually redeemed from the Fund. NAV Returns are calculated using the daily 4:00pm NAV. Market price returns reflect the midpoint of the bid/ask spread as of the close of trading on the exchange where Fund shares are listed. Market price returns do not represent the returns you would receive if you traded shares at other times.

Distributed by Foreside Fund Services, LLC. BondBloxx is a registered investment adviser.

## Additional Information

For additional information about the Fund, including its prospectus, financial information, holdings and proxy voting information, please visit <https://bondbloxxetf.com/bondbloxx-bloomberg-seven-year-target-duration-us-treasury-etf/>. For proxy voting records, visit <https://bondbloxxetf.com/resources/>.



## Householding

To reduce Fund expenses, only one copy of most shareholder documents may be mailed to shareholders with multiple accounts at the same address ("householding"). If you prefer that your Fund documents not be househanded, please contact BondBloxx at 800-896-5089 or contact your financial intermediary. Your instructions will typically be effective within 30 days of receipt by BondBloxx or your financial intermediary.