



BondBloxx USD High Yield Bond Industrial Sector ETF

XHYI
NYSE Arca, Inc.

Annual Shareholder Report as of October 31, 2024

The BondBloxx USD High Yield Bond Industrial Sector ETF (the "Fund") seeks to track the investment results of an index composed of U.S. dollar-denominated, high yield corporate bonds in the industrial sector.

This annual shareholder report contains important information about the Fund for the period from November 1, 2023 to October 31, 2024. You can find additional information about the Fund at <https://bondbloxxetf.com/bondbloxx-usd-high-yield-bond-industrial-sector-etf/>. You can also request this information by contacting us at 800-896-5089.

What Were The Fund Costs For The Last Year?

(based on a hypothetical \$10,000 investment)

Fund name	Cost of a \$10,000 investment	Cost paid as a % of a \$10,000 investment
BondBloxx USD High Yield Bond Industrial Sector ETF	\$38	0.35%

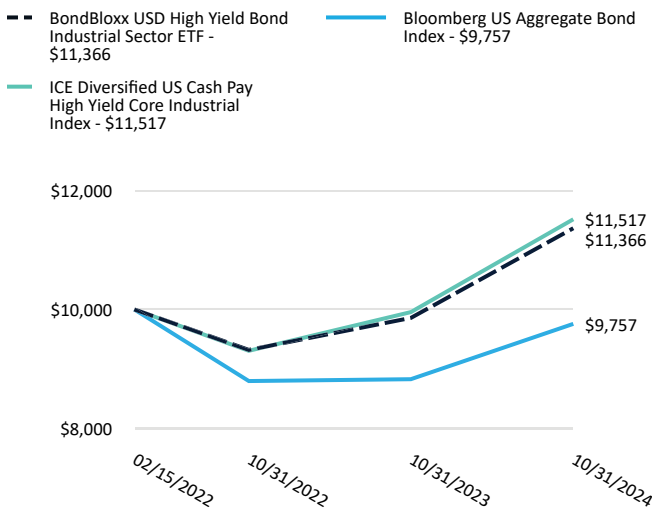
How Did The Fund Perform Last Year?

For the fiscal year ended October 31, 2024, the Fund generated a total return of 15.31%, generally in line with its benchmark, the ICE Diversified US Cash Pay High Yield Core Industrial Index, which returned 15.69%.

The Fund's performance was driven by a combination of income from coupon payments ("income return") and price gains, driven by declining Treasury yields and a reduction in yield premiums during the period. Resilient economic growth, strong corporate earnings, and healthy capital markets helped to drive investor confidence and positive performance across much of the US High Yield asset class.

In the industrial sector, positive performance contribution was diversified across numerous bond issuers, with robust economic growth supporting a diverse set of sub-sectors, including basic industry, capital goods, and services.

Growth Of \$10,000 USD Since Inception



The Growth of \$10,000 chart reflects a hypothetical \$10,000 investment and assumes reinvestment of dividends and capital gains. Fund expenses, including management fees and other expenses were deducted.

Average Annual Total Returns

	1 Year	Since Inception ⁽¹⁾
Net Asset Value	15.31%	4.84%
Bloomberg US Aggregate Bond Index	10.55%	(0.90)%
ICE Diversified US Cash Pay High Yield Core Industrial Index	15.69%	5.36%

⁽¹⁾ The Fund commenced operations on February 15, 2022. Shares of XHYI were listed on the NYSE Arca, Inc. on February 17, 2022.

The performance quoted represents past performance and does not guarantee future results. The investment return and principal will fluctuate. Investor's shares, when sold or redeemed, may be worth more or less than the original cost. Current performance may be lower or higher than the performance quoted. Returns less than one year are not annualized. Shares of the Fund are bought and sold at market price (not net asset value or "NAV") and are not individually redeemed from the Fund. The returns do not reflect the deduction of taxes that a shareholder would pay on Fund distributions or redemption of Fund shares. Visit <https://bondbloxxetf.com/bondbloxx-usd-high-yield-bond-industrial-sector-etf/> or, if residing outside of the United States, please call 800-896-5089 for more recent performance data.

Key Fund Statistics

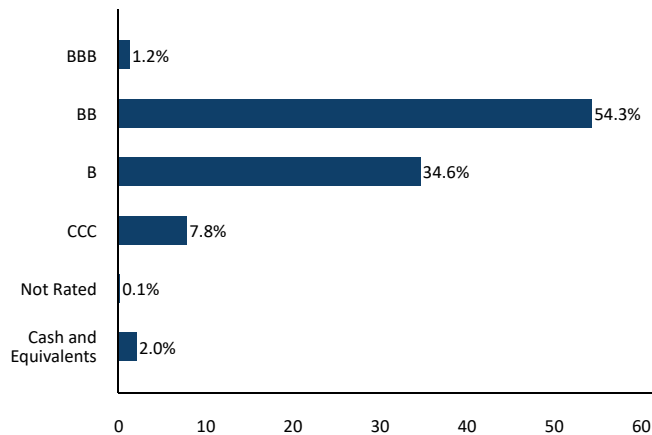
Total Net Assets	\$81,994,132
# of Portfolio Holdings	489
Total Advisory Fees Paid During Reporting Period	\$212,994
Portfolio Turnover Rate	23%
Expense Ratio	0.35%
Shares Outstanding	2,150,000
Fund Launch Date	2/15/2022
Exchange	NYSE Arca, Inc.
CUSIP	09789C606

Top 10 Holdings (% of Net Assets)*

JP Morgan Chase, New York 4.18% 11/01/2024	1.57%
American Airlines, Inc./AAdvantage Loyalty IP Ltd. 5.75% 04/20/2029	0.96%
EMRLD Borrower LP/Emerald Co.-Issuer, Inc. 6.63% 12/15/2030	0.91%
Mauser Packaging Solutions Holding Co. 7.88% 04/15/2027	0.89%
TransDigm, Inc. 6.38% 03/01/2029	0.87%
TransDigm, Inc. 5.50% 11/15/2027	0.84%
Allied Universal Holdco LLC 7.88% 02/15/2031	0.80%
Neptune Bidco US, Inc. 9.29% 04/15/2029	0.79%
Staples, Inc. 10.75% 09/01/2029	0.77%
TransDigm, Inc. 6.63% 03/01/2032	0.71%

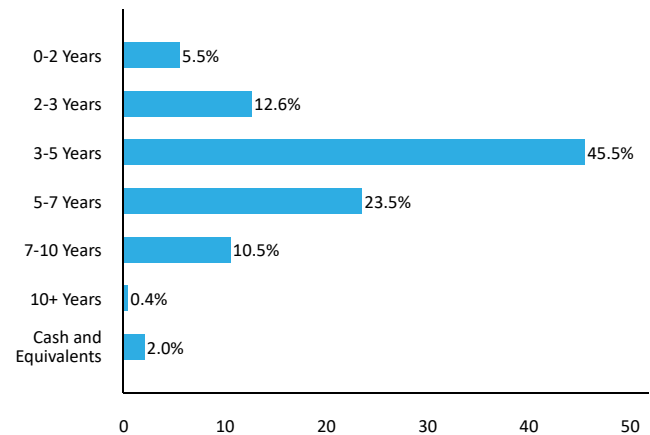
* Subject to change

Credit Rating Breakdown* (% of Net Assets)



* Credit quality ratings on underlying securities of the Fund are received from S&P Global Ratings ("S&P"), Moody's Investors Service, Inc. ("Moody's") and Fitch Ratings, Inc. ("Fitch") and converted to the equivalent S&P major rating category. This breakdown is provided by Bloomberg. Not rated securities do not necessarily indicate low quality. Below investment grade is represented by a rating of BB and below. Ratings and portfolio credit quality may change over time.

Maturity Breakdown* (% of Net Assets)



* This chart represents the amount by percentage (%) maturity breakdown of bonds in the Fund.

Sub-Sector Breakdown (% of Net Assets)

Commercial Services	14.1%
Chemicals	10.2%
Packaging & Containers	9.6%
Aerospace/Defense	8.6%
Building Materials	7.8%
Mining	5.5%
Airlines	5.1%
Iron/Steel	4.6%
Home Builders	4.4%
Environmental Control	3.2%
Others	24.9%
Cash and Equivalents	2.0%



BondBloxx USD High Yield Bond Industrial Sector ETF

XHYI
NYSE Arca, Inc.

Disclosures

Securities that are rated below investment-grade (sometimes referred to as “junk bonds”) may be deemed speculative, may involve greater levels of risk than higher-rated securities of similar maturity and may be more likely to default. The Fund’s income may decline if interest rates fall. Debt issuers and other counterparties may be unable or unwilling to make timely interest and/or principal payments when due or otherwise honor their obligations.

Privately issued securities are generally not traded on established markets. As a result of the absence of a public trading market, privately issued securities may be deemed to be illiquid investments, may be more difficult to value than publicly traded securities and may be subject to wide fluctuations in value. The Fund is classified as a “non-diversified” fund under the Investment Company Act of 1940 (the “1940 Act”). The Fund may be susceptible to an increased risk of loss to the extent that the Fund’s investments are concentrated in the securities and/or other assets of a particular issuer or issuers, sector, sub-sector, market segment, market, industry, group of industries, country, group of countries, region or asset class.

Exchange-traded fund (“ETF”) shares are bought and sold at market price (not NAV) and are not individually redeemed from the Fund. NAV Returns are calculated using the daily 4:00pm NAV. Market price returns reflect the midpoint of the bid/ask spread as of the close of trading on the exchange where Fund shares are listed. Market price returns do not represent the returns you would receive if you traded shares at other times.

Distributed by Foreside Fund Services, LLC. BondBloxx is a registered investment adviser.

Additional Information

For additional information about the Fund, including its prospectus, financial information, holdings and proxy voting information, please visit <https://bondbloxxetf.com/bondbloxx-usd-high-yield-bond-industrial-sector-etf/>. For proxy voting records, visit <https://bondbloxxetf.com/resources/>.



Householding

To reduce Fund expenses, only one copy of most shareholder documents may be mailed to shareholders with multiple accounts at the same address (“householding”). If you prefer that your Fund documents not be househanded, please contact BondBloxx at 800-896-5089 or contact your financial intermediary. Your instructions will typically be effective within 30 days of receipt by BondBloxx or your financial intermediary.